

Samsung System Air Conditioner DVM and Indoor Units

Create ideal air conditions in any environment with a total heating and cooling solution



Samsung System Air Conditioner	3
DVM S	4
DVM S Desert	13
DVM S WATER	20
DVM S Eco	25
DVM Chiller	34
Premium heat recovery	36
Indoor Units	37
Legal and additional information	91

Adopt air conditioning solutions from a trusted brand

At Samsung, our focus is on providing smart solutions for better business and a higher quality of life. We imagine all sorts of innovative ways to improve how homes and businesses function and to help them run smoothly.

We're proud to say our Samsung brand is recognized as one of the world's leading intuitive product design companies, and one of the world's top electronics producers. Samsung system air conditioners have been designed with the same passion for innovation and quality that has helped make Samsung one of Interbrand's 2014 Best Global Brands.

As such, Samsung system air conditioners are held in high esteem around the world and have been selected for a multitude of applications, including shopping centers, airports, stadiums and hotels. And in constant pursuit of excellence, we continue to invest heavily in research and development, performance testing and quality control to deliver superior air conditioning systems to market.

Control the atmosphere with smart, efficient technology

Samsung system air conditioners provide the best in performance and efficiency to ensure residential and commercial environments are perfectly tempered, healthy and comfortable—all while conserving costs. Our intelligent, high-capacity air conditioning systems offer just the right solution for any application.

Energy-efficient, eco-friendly technology

Samsung is committed to providing eco-friendly air conditioners and air solutions that help prevent global warming and contribute to resolving energy shortages. Using components such as eco-friendly R-410A refrigerant and smart inverter technology, Samsung air conditioners reduce air pollution and provide comfortable cooling with minimal power consumption, saving the environment and costs.

Reliable performance

Reliability is a key factor when choosing an air conditioning system. With their robust design, Samsung system air conditioners offer the strength and reliability to ensure consistent performance at all times. Their perfectly synchronized parts offer balanced operation for improved durability and longevity. Furthermore, weather resistance keeps the units operating even in adverse temperatures.

Exceptional design and innovation

Samsung system air conditioners are lauded industry wide for their innovative technology and exquisitely beautiful, yet high-functioning design. From prestigious institutions and exhibitions across the globe, Samsung units have garnered copious awards, including the Galeria de Innovacion Award, iF Product Design Award, Comfort & Design Award, and Good Design Award.



Optimize comfort with solutions designed for superior efficiency and manageability

Variable refrigerant flow (VRF) systems are a smart solution for commercial and large residential buildings that demand higher efficiency, individualized control and installation flexibility. Advanced heat recovery combines heating, cooling and ventilation processes for increased energy efficiency and lower operating costs. In addition, VRF technology supports zone control, enabling users to adjust individual climate settings to suit their personal comfort preferences. And with copper piping that's typically longer than traditional direct expansion (DX) systems, VRF units increase design flexibility for more creative installations.

Samsung's VRF system air conditioners offer instant temperature control, user-friendly installation and advanced functionality, along with smart power usage. Our flagship VRF-based Samsung DVM S is a highly innovative system that adopts the new third-generation Samsung Scroll Compressor (SSC) technology. With its Dual Digital Inverter, DVM S provides world-class energy efficiency and the most powerful cooling and heating performance available on the market. This ideal air conditioning system accommodates all variable environments, including large commercial or residential buildings.

The Samsung DVM S system air conditioner delivers optimal comfort, efficiency and performance with features such as:

- **Large heating and cooling capacity.** Experience the ultimate heating and cooling capacity while optimizing space with an efficiently sized design.
- **Improved heating performance.** Enhance airflow with smarter, more efficient heating technology to cold weather environments.
- **High energy efficiency.** Decrease energy consumption and costs with a dual inverter system featuring simultaneous compressor operation for higher performance.
- **Flexible installation.** Ease installation and reduce labor costs with a lightweight design and extended piping length and elevation support.
- **Year-round climate control.** Enjoy a comfortable environment even in extreme climates with advanced temperature control and rapid cooling and heating performance.
- **Smart management.** Monitor system performance effectively with convenient web-based data access and management from anywhere.
- **Reliable performance and durability.** Ensure dependable cooling and heating for all conditions with weather-proofing and corrosion resistance.



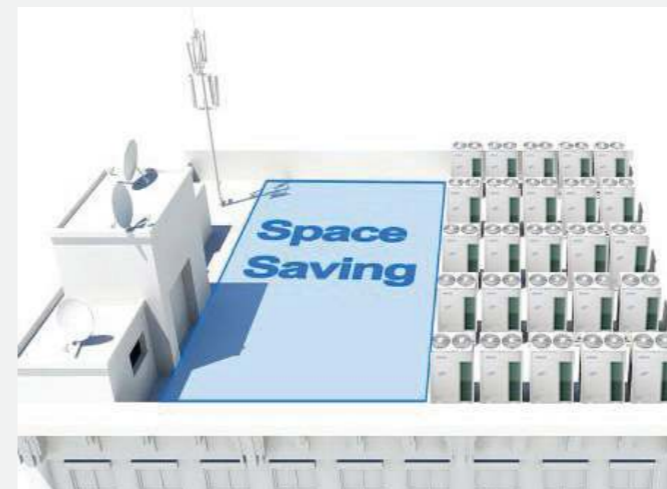
Gigantic capacity

While being the largest and most compact DVM, it's also powerful and highly energy efficient. So you can save costs and space, while providing more reliable coverage across larger areas.



Maximize heating and cooling capacity with a conveniently sized design

To maximize profitability and value, an efficient use of space is critical for any business. Samsung DVM S provides the maximum heating and cooling capacity—without increasing its size—enabling businesses to use their space more efficiently.



More choice of capacity, even less cost

As a single unit, it offers a wide range of capacities from 8HP to 30HP. It's the world's first system to offer a single 30HP unit, so you can reduce the installation and management costs and save valuable space.



More usable space—no compromise

Its compact size leaves you plenty of extra space that can be used for other purposes without compromising on performance thanks to its highly efficient Inverter Scroll Compressor and Hybrid heat exchanger.



DVM S 30HP

Innovative technology

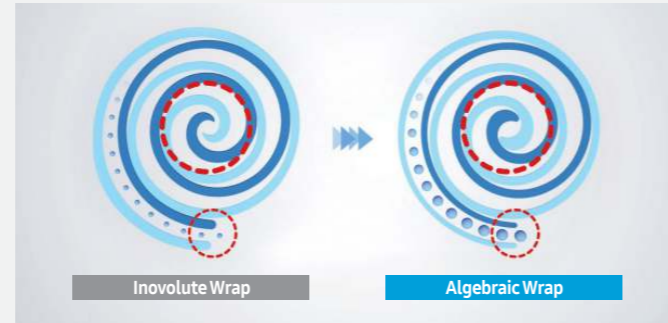
Advanced performance & energy efficiency

Its advanced technology radically improves performance and reduces wasted energy. It includes a highly efficient Inverter Scroll Compressor, an innovative Hybrid heat exchanger and a large capacity diffuser.



Asymmetric Algebraic Scroll

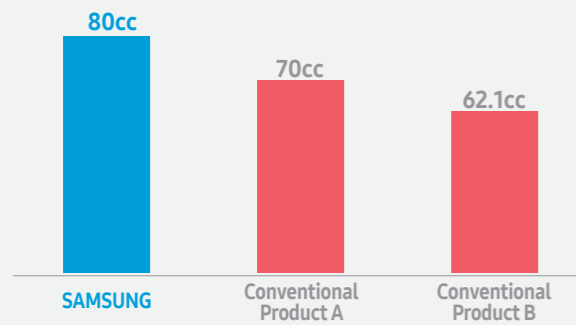
DVM S applies a fluid, asymmetric algebraic scroll design that minimizes compression loss and maximizes performance during refrigerant compression. Compared with the involute, the scroll design is thickened toward the center, thus efficiency is higher.



Improved winding wire

Featuring the world's largest 80cc/rev compressor, Samsung has developed the outdoor unit with.

The Largest Capacity Compressor



Instant shut off and gas leak protection

There's no need to worry about gas leaks or the accidental loss of refrigerant. A Gas Leak Operation System quickly detects and automatically takes the pump down a step and cuts off the refrigerant supply.



DVM S

Improved heating performance

Enhance temperature control with more intelligent and efficient heating operation

With three improved key features, DVM S ensures fresh airflow for increased comfort. Enhanced flash injection delivers reliable heating at lower temperatures, while more intelligent defrost and snow detection offer more precise operation, saving valuable energy and expenses.



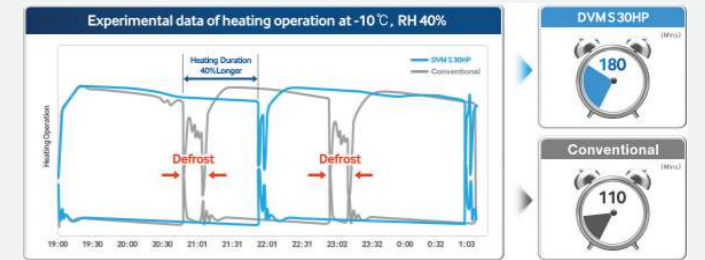
Improved flash injection

Featuring advanced refrigerant control technology, Samsung's flash injection extend heating operation range at -25°C by increasing ref. flow by 32%. And at even lower temperatures, it continues to perform, delivering reliable comfort in frigid conditions.



Intelligent defrost

DVM S features new frost detection that provides continuous heating time and improved efficiency. The system considers not only conventional factors but also air resistance to intelligently judge the defrost operation. More precise defrost judgment avoids unnecessary defrosting thanks to the partial load and lower ambient temperature operation. Ultimately, users can enjoy less energy waste and more continuous heating time.

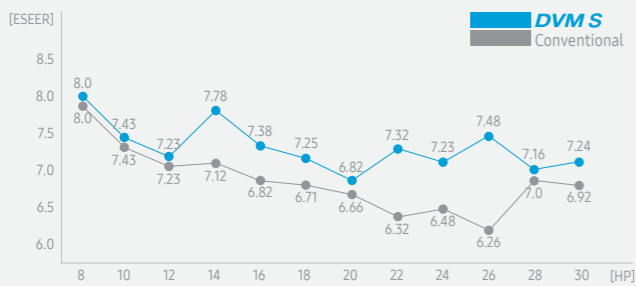


DVM S

High energy efficiency

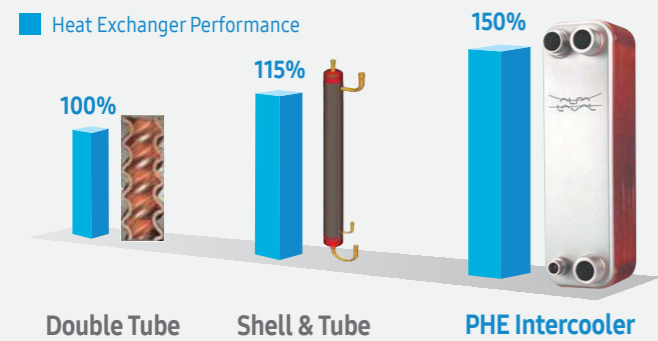
Maintain optimal comfort and control with energy- and cost-efficient technologies

Samsung DVM S features several smart technologies that combined deliver world-class energy efficiency and economy with these technologies, DVM S boasts a superior 6 percent higher European Seasonal Energy Efficiency Ratio (ESEER) than conventional model. Samsung's innovation has not gone unnoticed. Samsung DVM S was recognized by Eurovent, an independent testing organization, for its world-first cooling and heating performance and efficiency.



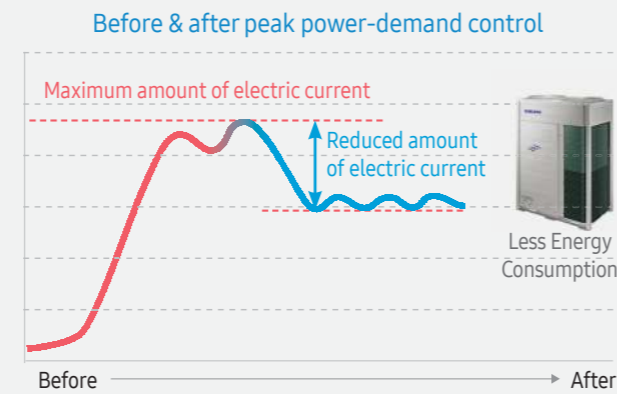
Reduce maintenance and energy costs with intercoolers

DVM S features a PHE type intercooler, which improves cooling and heating efficiency by 30 percent compared to Shell & Tube and Double Tube type intercoolers. The higher heat exchange rate means optimal distribution, lowering maintenance and energy costs.



Limit power consumption with peak-demand control

To help businesses better manage power consumption and related costs, DVM S offers power-demand control for peak hours and seasons. This is especially useful when the electrical supply is insufficient or when businesses want to block excessive and wasteful energy usage.



Prevent energy waste with quick cooling and heating

The third-generation innovative system, DDI, adopts a dual inverter compressor system. Both inverter compressors operate simultaneously, providing balanced oil distribution for quick cooling and heating and improved energy efficiency. Plus, the upgraded vapor injection system increases refrigerant flow by 20 percent compared to conventional products.

DVM S

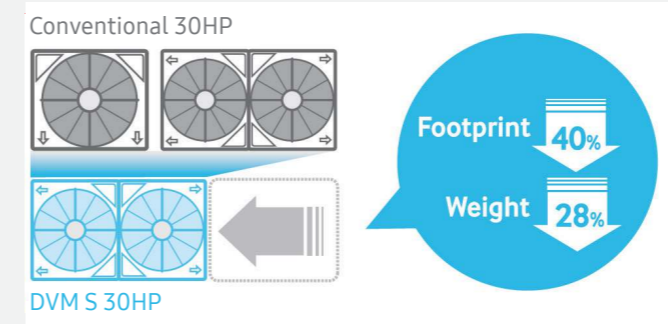
Flexible installation

Reduce expenses with installation designed to be easy and flexible

The simplified yet powerful design of the DVM S unit eases the installation process. Non-polar communication between indoor and outdoor units promotes easier, safer wiring work, because the outdoor unit protects itself if the communication cable is mistakenly connected to a power terminal.

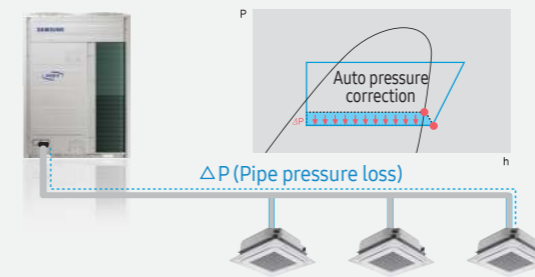
Lower setup costs with a smaller footprint and lighter weight

At 30 horsepower (HP), the large-unit capacity of DVM S facilitates economical installation with a smaller footprint and lighter weight—an ideal solution for larger buildings.



Optimized refrigerant distribution control

DVM S compensates for the long piping distance between outdoor units and indoor units by providing balanced refrigerant distribution. The individual indoor units perform capacity connection control and automatic refrigerant balancing to ensure balanced performance between the units.




Install flexibly with extended pipe length and elevation
DVM S provides extended piping length of up to 220 m (721.79 ft) and installation height of up to 110 m (360.89 ft), offering businesses more installation options. The piping distance is far between outdoor and indoor units, so individual indoor units perform capacity connection control and automatic refrigerant equalization for more balanced performance between units.



Refrigerant pump-down and pump-out

DVM S provides refrigerant pump-down and pump-out functionality to simplify unit replacement, and ease additional installations and maintenance. When the outdoor unit requires maintenance, the refrigerant can recover into outdoor units and pipes. The refrigerant can also recover into outdoor units when moving indoor units or maintaining pipes.



DVM S

Year-round climate control

Make residents feel at home with an advanced operating system and flexible temperature control

Samsung DVM S is the best solution for residential buildings requiring a flexible, efficient and reliable air conditioning system. Smart Discharge Temperature Control enables operators to control the temperature without changing the outdoor unit's setting. Instead, each duct has an indoor discharge temperature control function to provide year-round comfort, whether in cooling or heating operation mode.

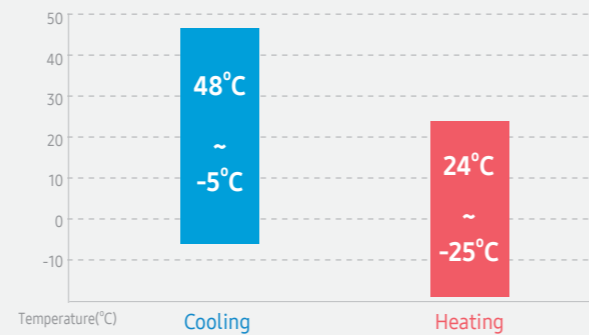
Lessen disruptions with 12-hour quiet operation

DVM S outdoor fans include an operation control system that drastically reduces noise levels. Quiet operation continues for 12 hours, so residents can relax and rest peacefully with less distraction during the night.

Minimize nighttime noise

A new Night Silent Control feature includes a timer and external contact interface module, which allow users to set the time they want to minimize noise. With the upgraded Night Silent Control feature, users can manage the noise control function when they want using the external controller.

Weather a wide range of outdoor temperatures comfortably. No matter how extreme the temperature, the high-performing DVM S can handle the condition—without the need for an additional unit. Featuring a wide temperature allowance, it can cool in heat of up to 48°C and provide warmth in the freezing cold of -25°C to ensure a constant and comfortable home environment.



DVM S

Smart management

Monitor and resolve system issues remotely with a smart management system

DVM S features a smart, web-based management system for the ultimate in convenient management. The advanced system facilitates self-diagnosis, auto trial operations and mobile data transmissions, which users can easily access and monitor via the web-based tool.

System oversight from anywhere

With Wi-Fi S-Checker, users can access the system via their smartphones or tablet PCs to monitor operation status or data whenever and wherever. With self-diagnosis mode, DVM S automatically monitors its operation status and displays an error code in response to signs of abnormal operation. Users can then identify and address the issue promptly.

Automatic data backup

If a malfunction occurs, DVM S automatically backs up the last 30 minutes of operation data to ease the repair and recovery process.



Control your cooling anywhere

An optional Wi-Fi Kit lets you remotely control up to 16 indoor units using an App*. Anytime and anywhere you can turn them on and off, select the operating mode and temperature, and utilize their other functions.

DVM S

Wifi connection → Check multiple outdoor equipment simultaneously



Easy access

Thanks to the small opening on the outdoor unit, checking the outdoor status and setting option is easy, because users don't need to remove the entire front cover.



* Available on iPhones and Android devices. A Wi-Fi connection is required.

DVM S

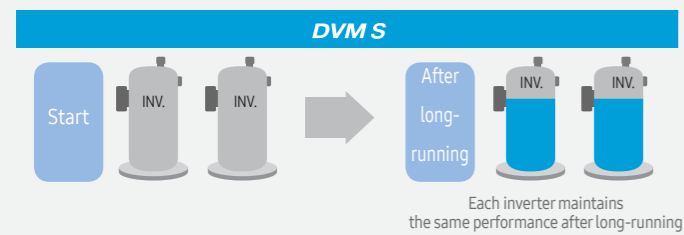
Reliable performance and durability

Stabilize operations with improved reliability and durability

Samsung is dedicated to supporting comfortable living and working environments based on the strength of its technologies. With its robust design, DVM S delivers the reliability and durability that users need to ensure consistent performance at all times.

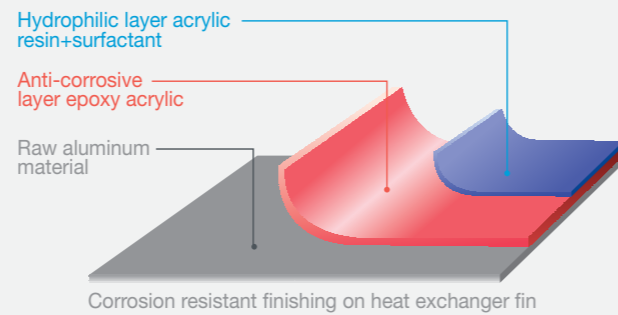
Extend compressor longevity with balanced operation

With conventional systems, one compressor operates longer than the other, which results in one compressor wearing down faster than the other. However, the DVM S DDI system offers balanced compressor operation for improved durability and longevity and lower replacement costs.



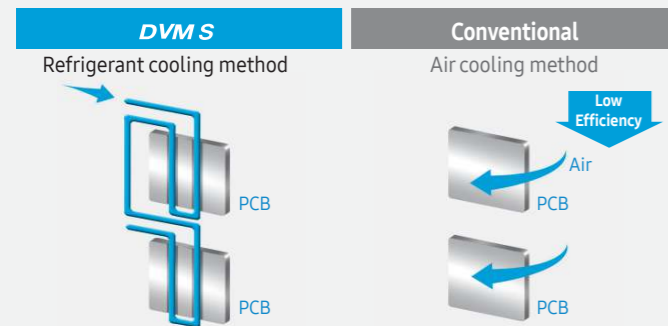
Protect your investment with corrosion and frost resistance. DVM S includes a hydrophilic coating that facilitates efficient heat exchange and delays the onset of frost formation to provide consistent heating performance. An anti-corrosive coating also helps units to resist corrosion from the elements, with:

- Epoxy acrylic coating
- Acrylic and surfactant coating



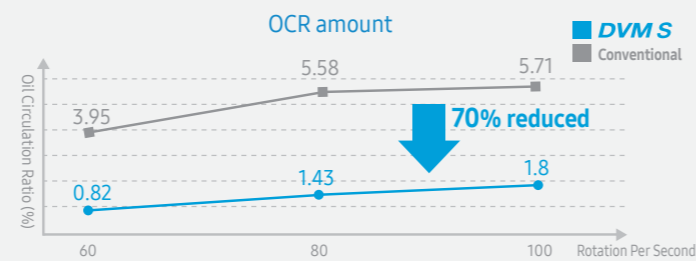
Refrigerant Cooling System

Refrigerant cooling system is not affected by the ambient temperature. Using refrigerant cooling system, DVM S ensures better stability than conventional air cooling system.



Rely on resilient performance with high oil storage capacity

With its large oil storage capacity and low Oil Circulation Ratio (OCR), DVM S can ensure reliable performance even for installations with long piping and high elevation.



DVM S Desert

Control temperatures in extreme climates with reliable performance and efficiency

DVM S Desert is specially designed to tackle even the extreme temperatures typical of arid desert environments. Like the base DVM S unit, the DVM S Desert air conditioning system also features the innovative third-generation SSC technology. With its Dual Digital inverter, DVM S Desert offers unparalleled energy efficiency and industry-best cooling and heating performance. Perfect for large residential and commercial buildings, this air conditioning system provides continuous comfort for all variable environments.

The Samsung DVM S Desert system air conditioner delivers optimal comfort, efficiency and performance with features such as:

- **Enlarged Capacity DVM S Desert.** Experience the ultimate heating and cooling capacity while optimizing space with an efficiently sized design.
- **Flexible installation.** Ease installation and reduce labor costs with a lightweight design and extended piping length and elevation support.
- **Year-round climate control.** Enjoy a comfortable environment even in extreme climates with advanced temperature control and rapid cooling and heating performance.
- **Smart management.** Monitor system performance effectively with convenient web-based data access and management from anywhere.
- **Reliable performance and durability.** Ensure dependable cooling and heating for all conditions with weather-proofing and corrosion resistance.
- **High energy efficiency.** Decrease energy consumption and costs with a dual inverter system featuring simultaneous compressor operation for higher performance.




DVM S Desert

Enlarged Capacity DVM S Desert

Maximize heating and cooling capacity with a conveniently sized design


To maximize profitability and value, an efficient use of space is critical for any business. Samsung DVM S Desert offers the largest capacity for heating and cooling – without increasing its size – enabling businesses to use their space more efficiently.



Hybrid heat exchanger

The DVM S Desert hybrid heat exchanger offers a 49 percent larger heat transfer area, and a double layer that balances refrigerant flow. Refrigerant pressure drop is minimized by applying a different tube diameter in accordance with the refrigerant property.

Hybrid Heat Exchanger



Economical installation with the largest capacity
DVM S Desert provides the maximum capacity so user can install with smaller footprint area and lighter weight.



Enhanced refrigerant cooling

Newly designed refrigerant cooling is unaffected by ambient temperature and can refrigerate stably even during partial load operation. Heat transfer efficiency is improved by 59 percent, with 65 percent less refrigerant pressure. The enhanced refrigerant cooling can operate efficiently under ambient conditions even with a bigger capacity of 26HP.



DVM S Desert

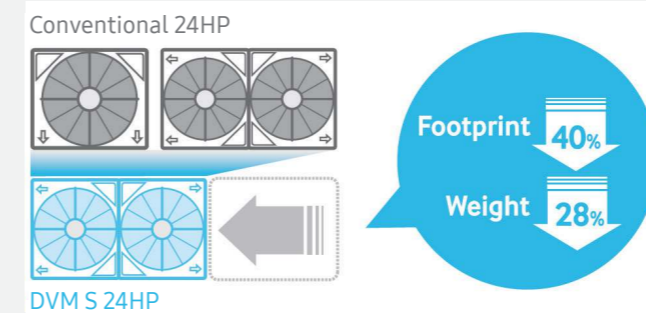
Flexible installation

Reduce expenses with installation designed to be easy and flexible

The simplified yet powerful design of the DVM S Desert unit eases the installation process. Non-polar communication between indoor and outdoor units promotes easier, safer wiring work, because the outdoor unit protects itself if the communication cable is mistakenly connected to a power terminal.

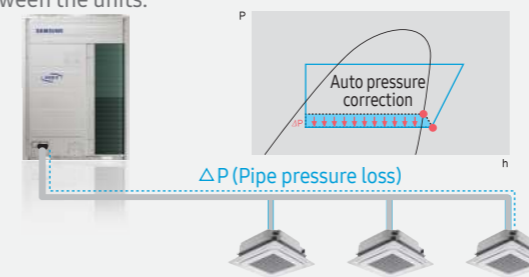
Lower setup costs with a smaller footprint and lighter weight

At 24 horsepower (HP), the large-unit capacity of DVM S Desert facilitates economical installation with a smaller footprint and lighter weight—an ideal solution for larger buildings.



Optimized refrigerant distribution control

DVM S compensates for the long piping distance between outdoor units and indoor units by providing balanced refrigerant distribution. The individual indoor units perform capacity connection control and automatic refrigerant balancing to ensure balanced performance between the units.

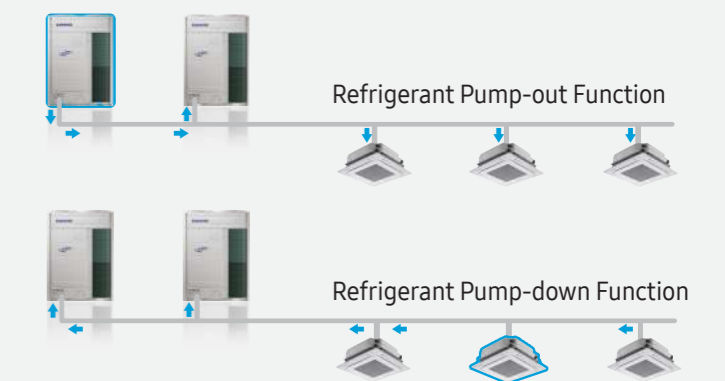


Install flexibly with extended pipe length and elevation
DVM S Desert provides extended piping length of up to 220 m (721.79 ft) and installation height of up to 110 m (360.89 ft), offering businesses more installation options. The piping distance is far between outdoor and indoor units, so individual indoor units perform capacity connection control and automatic refrigerant equalization for more balanced performance between units.



Refrigerant pump-down and pump-out

DVM S Desert provides refrigerant pump-down and pump-out functionality to simplify unit replacement, and ease additional installations and maintenance. When the outdoor unit requires maintenance, the refrigerant can recover into outdoor units and pipes. The refrigerant can also recover into outdoor units when moving indoor units or maintaining pipes.



DVM S Desert Year-round climate control

Create a pleasant home atmosphere with advanced control and comfort


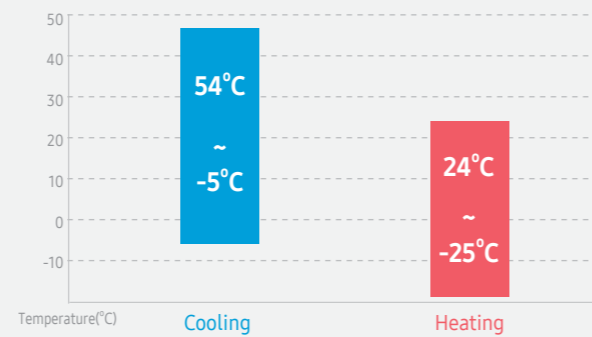
Samsung DVM S Desert is the best solution for residential buildings requiring a flexible, efficient and reliable air conditioning system. Smart Discharge Temperature Control enables operators to control the temperature without changing the outdoor unit's setting. Instead, each duct has an indoor discharge temperature control function to provide year-round comfort, whether in cooling or heating operation mode.

12-hour quiet operation

DVM S Desert outdoor fans include an operation control system that drastically reduces noise levels. Quiet operation continues for 12 hours, so residents can relax and rest peacefully with less distraction during the night. And with the timer and external contact interface module, users can manage the noise level at the time they want.

Perfect comfort in severe weather

No matter how extreme the temperature, the high-performing DVM S Desert can handle the condition—without the need for an additional unit. Featuring a wide temperature allowance, it can cool in heat of up to 53°C and provide warmth in the freezing cold of -25°C to ensure a constant and comfortable home environment.



DVM S Desert Smart management

Monitor and resolve system issues remotely with a smart management system

DVM S Desert features a smart, web-based management system for the ultimate in convenient management. The advanced system facilitates self-diagnosis, auto trial operations and mobile data transmissions, which users can easily access and monitor via the web-based tool.

System oversight from anywhere

With Wi-Fi S-Checker, users can access the system via their smartphones or tablet PCs to monitor operation status or data whenever and wherever. With self-diagnosis mode, DVM S Desert automatically monitors its operation status and displays an error code in response to signs of abnormal operation. Users can then identify and address the issue promptly.

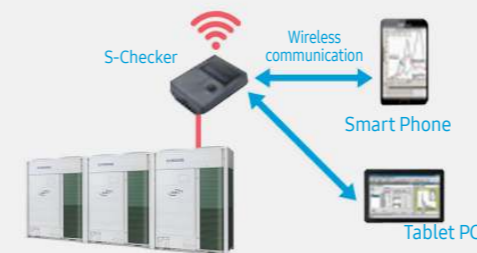
Automatic data backup

If a malfunction occurs, DVM S Desert automatically backs up the last 30 minutes of operation data to ease the repair and recovery process.



DVM S

Wifi connection → Check multiple outdoor equipment simultaneously



Easy access

Thanks to the small opening on the outdoor unit, checking the outdoor status and setting option is easy, because users don't need to remove the entire front cover.



DVM S Desert

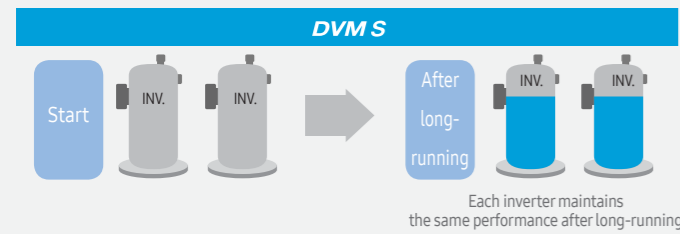
Reliable performance and durability

Stabilize operations with improved reliability and durability

Samsung is dedicated to supporting comfortable living and working environments based on the strength of its technologies. With its robust design, DVM S Desert delivers the reliability and durability that users need to ensure consistent performance at all times.

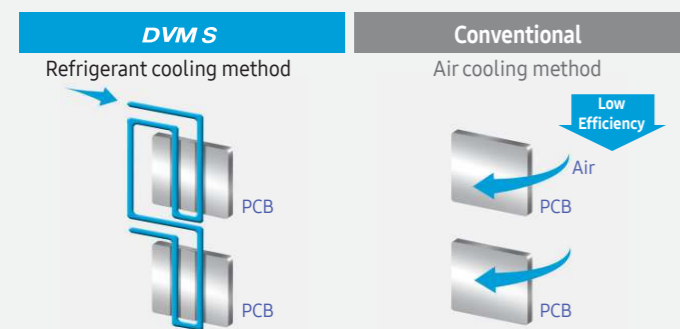
Extend compressor longevity with balanced operation

With conventional systems, one compressor operates longer than the other, which results in one compressor wearing down faster than the other. However, the DVM S Desert DDI system offers balanced compressor operation for improved durability and longevity and lower replacement costs.



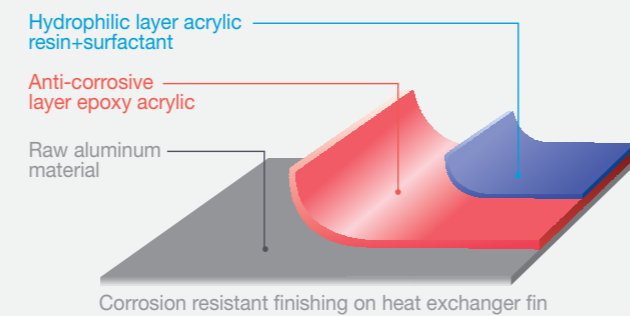
Refrigerant Cooling System

Refrigerant cooling system is not affected by the ambient temperature. Using refrigerant cooling system, DVM S Desert ensures better stability than conventional air cooling system.



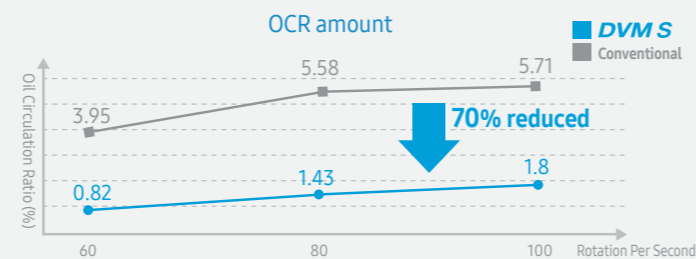
Protect your investment with corrosion and frost resistance
DVM S Desert includes a hydrophilic coating that facilitates efficient heat exchange and delays the onset of frost formation to provide consistent heating performance. An anti-corrosive coating also helps units to resist corrosion from the elements, with:

- Epoxy acrylic coating
- Acrylic and surfactant coating



Rely on resilient performance with high oil storage capacity

With its large oil storage capacity and low Oil Circulation Ratio (OCR), DVM S Desert can ensure reliable performance even for installations with long piping and high elevation.



DVM S Desert

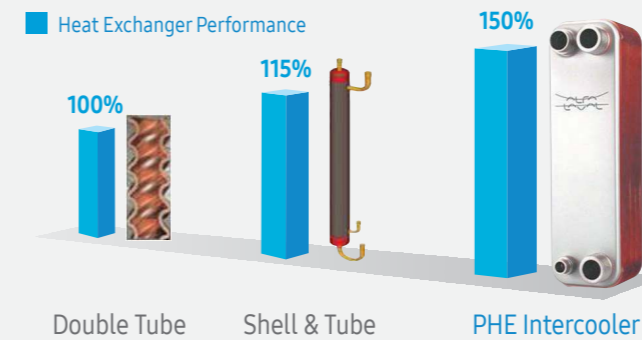
High energy efficiency

Optimized the atmosphere and control costs with high energy efficiency

Samsung DVM S Desert features several smart technologies that combined deliver world-class energy efficiency for today's eco- and budget-conscious businesses. With these technologies, DVM S Desert boasts a superior 13 percent higher Energy Efficiency Ratio (EER).

Reduce maintenance and energy costs with intercoolers

DVM S Desert features a PHE type intercooler, which improves cooling and heating efficiency by 30 percent compared to Shell & Tube and Double Tube type intercoolers. The higher heat exchange rate means optimal distribution, lowering maintenance and energy costs.

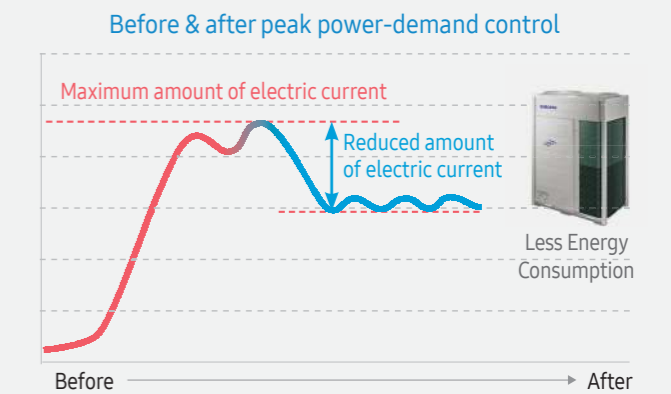


Minimize compression loss with asymmetric scroll design

DVM S Desert applies a fluid, asymmetrical scroll design that minimizes compression loss during refrigerant compression for maximum performance.

Limit power consumption with peak-demand control

To help businesses better manage power consumption and related costs, DVM S Desert offers power-demand control for peak hours and seasons. This is especially useful when the electrical supply is insufficient or when businesses want to block excessive and wasteful energy usage.



Prevent energy waste with quick cooling and heating

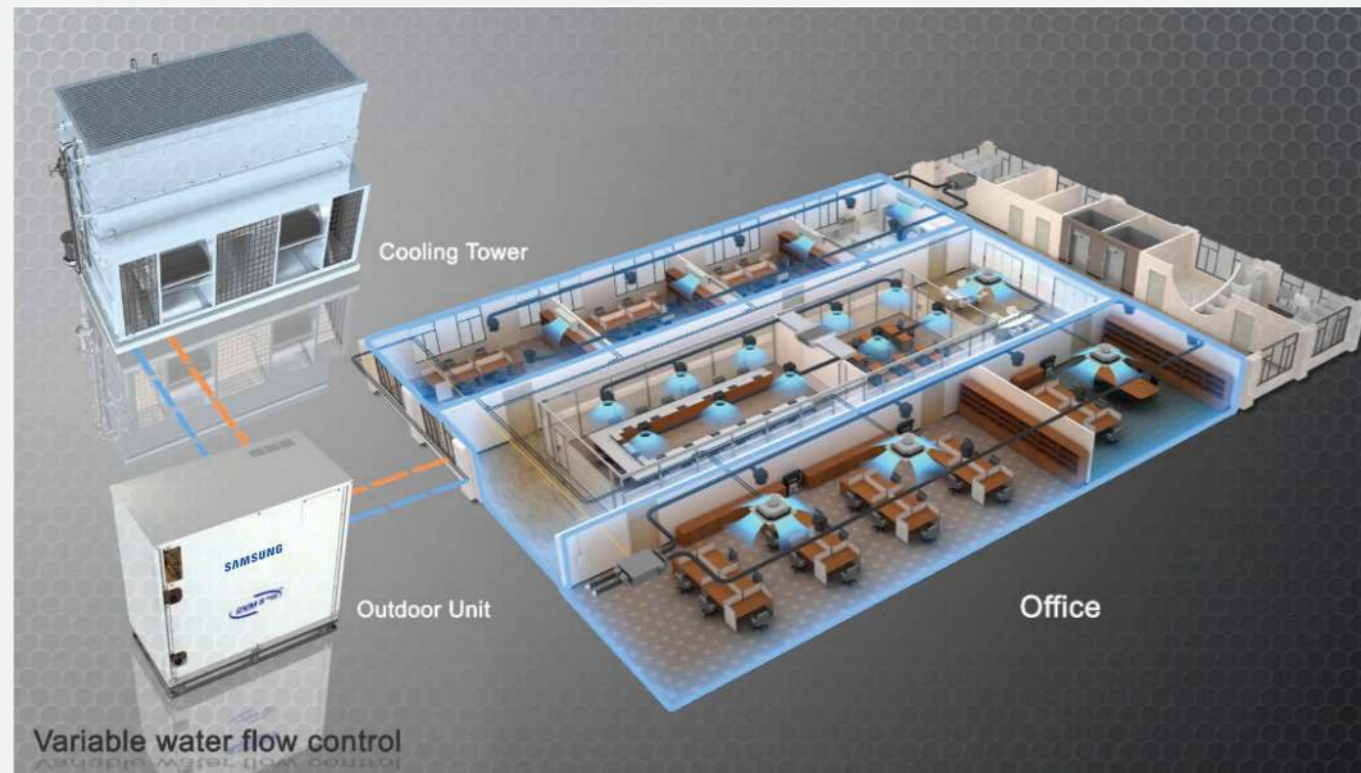
The third-generation innovative system, DDI, adopts a dual inverter compressor system. Both inverter compressors operate simultaneously, providing balanced oil distribution for quick cooling and heating and improved energy efficiency. Plus, the upgraded vapor injection system increases refrigerant flow by 20 percent compared to conventional products.

Temper the indoor environment with innovative water-based heating and cooling technology

DVM S WATER is a high-capacity outdoor cooling and heating system, ideal for large buildings. Unique to other DVM S models, the DVM S WATER air conditioning system uses water as its heat source, which connects to a cooling tower and boiler. Using a highly efficient compressor and heat exchanger, DVM S WATER provides effective and reliable performance despite changes in the surrounding environment. Its long piping and lightweight design also make it easy and economical to install almost anywhere.

The Samsung DVM S WATER air conditioner system delivers optimal comfort, efficiency and performance with features such as:

- **Increased energy savings.** Save on energy consumption and costs with a dual inverter system and high-performance compressors.
- **Easy, flexible installation.** Ease installation and minimize effort with a lightweight design and extended piping length and elevation support.
- **Convenient management.** Monitor system performance effectively with convenient web-based data access and management from anywhere.
- **Premium comfort.** Support comfortable living and working environments based on the combined strengths of various technologies.



Enhance the atmosphere and control costs with high energy efficiency

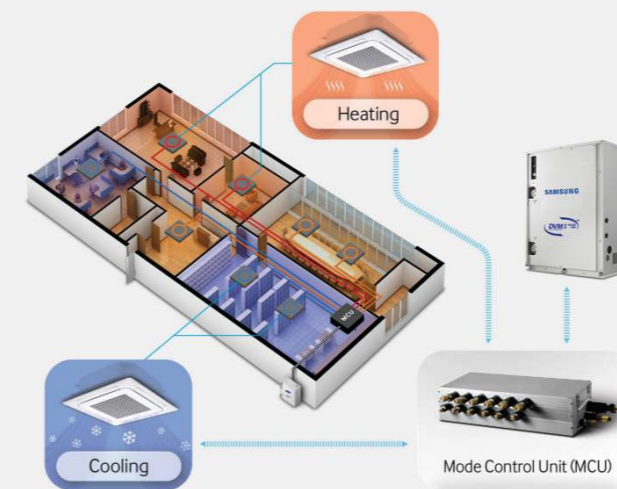
Samsung DVM S WATER features several smart technologies that combined deliver world-class energy efficiency for today's eco- and budget-conscious businesses. With these technologies, DVM S WATER boasts 8 percent higher EER than conventional models. Plus, its coefficient of performance (COP) also surpasses the competition with an average 11 percent higher rate.

Energy-efficient rapid heating and cooling

The third-generation innovative system, DDI, adopts a dual inverter compressor system. Both inverter compressors operate simultaneously, providing compressor longevity and balanced oil distribution for quick cooling and heating to save energy and the environment. Plus, the upgraded vapor injection system increases refrigerant flow by 20 percent compared to conventional products.

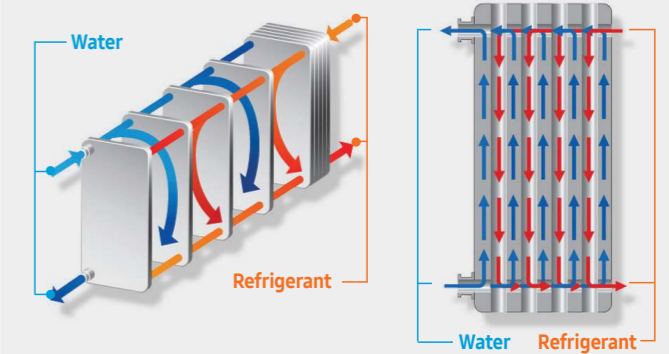
Independent cooling and heating

With the DVM S Water air conditioning system's optional Mode Control Unit (MCU), users can independently operate each indoor unit. This means users can set different temperatures for various spaces at the same time, heating some rooms or areas of the building, while cooling others.



Decreased maintenance and energy costs

DVM S WATER features advanced PHE technology, which improves cooling and heating efficiency, further benefiting the environment while reducing maintenance and energy costs.



Renewable energy source

Eco-friendly DVM S WATER uses geothermal energy as a renewable heat source instead of a cooling tower and boiler, effectively supporting businesses' environmental and cost reduction initiatives.



DVM S WATER


Easy, flexible installation

Simplify installation with a cost-saving, adaptable design

The simplified yet powerful design of the DVM S WATER unit eases the installation process. Non-polar communication between indoor and outdoor units promotes easier, safer wiring work, because the outdoor unit protects itself if the communication cable is mistakenly connected to a power terminal.

Economical design and setup

At 30 HP, the large-unit capacity of DVM S WATER facilitates economical installation with a smaller footprint and lighter weight—an ideal solution for larger buildings.



Broad installation options

DVM S WATER provides extended piping length of up to 170 m (558 ft) and installation height of up to 50 m (164 ft), offering businesses more installation options. The piping distance is far between outdoor and indoor units, so individual indoor units perform capacity connection control and automatic refrigerant equalization for more balanced performance between units.



Louver-less installation

The DVM S WATER air conditioning system's louver-less installation ensures that the outside of the building remains neat and tidy. Because the system cools with water, it eliminates the need to install an unsightly louver to allow air to circulate and to remove excess heat. Its streamlined operation supports easy installation inside a building without impacting the integrity of its architectural design.



DVM S WATER

Convenient management

Discover and resolve issues from anywhere with a smart management system

DVM S WATER features a smart management system for the ultimate in convenient management. The advanced system facilitates around-the-clock system monitoring along with self-regulating water flow control to ensure peak operation at all times.

Cost-effective water flow control

DVM S WATER's built-in water flow controller helps regulate the amount of water used to cool and heat the outdoor unit. It determines the optimum flow of water based on the internal temperature of the space, economizing both the circulation pump's energy usage and costs. And because it's a standard option, businesses can eliminate the expense of purchasing a separate water flow control kit.



DVM S WATER

Premium comfort

Ensure continuous comfort with reliable performance

Samsung DVM S WATER is dedicated to supporting comfortable living and working environments based on the combined strengths of various technologies. Featuring central HVAC technology, DVM S WATER delivers stable performance unaffected by the surrounding environment. And VRF technology optimizes comfort with individual zone control with on/off temperature setting, custom air flow rates and scheduling.

Minimal noise level

Because of its low noise level, DVM S WATER won't disturb business or residential environments. Its water-cooled Plate Heat Exchanger eliminates the noise caused by an outdoor unit fan. In addition, the hermetically sealed case of the outdoor unit and compressor belt reduce any other noises produced.



DVM S Eco

Experience ultimate comfort at home or work with powerful yet economical performance

The VRF-based Samsung DVM S Eco system air conditioner combines world-class energy efficiency and economy to deliver outstanding performance in a space-saving design. Supporting up to nine indoor units, DVM S Eco is a perfectly optimized cooling system for residences and smaller buildings. Its lightweight, small-scale build enables easy, low-cost installation, while its uniquely quiet design ensures soothing comfort and maximum efficiency. Plus, the DVM S Eco line offers a wide range of capacities to suit every need.

The Samsung DVM S Eco system air conditioner delivers optimal comfort, efficiency and performance with features such as:

- **First-rate energy efficiency.** Save on energy consumption and operational costs with high-performance compressor technology.
- **Low noise levels.** Enjoy a more peaceful home or work environment with quiet operation, thanks to a streamlined fan design.
- **Various installation options.** Ease installation and minimize effort with a small footprint and a variety of size options.



Big capacity. Big choice.

World's largest capacity and most compact side-discharge outdoor unit, which also offers a high level of energy efficiency. It's ideal for homes or business that need plenty of coverage, but only have limited space.

Best in class capacity

Provides more coverage, but takes up less space. It has the largest capacity in its class of 14HP, enabling you to create a small footprint VRF solution. So it's ideal for installation in places with limited space.



Compact design for extra flexibility

The most compact air conditioner in its class, making it very easy and economical to install and operate without compromising on performance. It also leaves plenty of extra space that can be used for other purposes.



Advanced performance & energy efficiency

Its advanced technology radically improves performance and reduces wasted energy. It includes an innovative Digital Inverter Compressor, an optimized heat exchanger with corrugated fins and highly efficient fans.



Improved reliability in cold conditions

Featuring advanced refrigerant control technology, its flash injection provides improved heating performance at -25°C. And it continues to perform even at lower temperatures, for reliable comfort when it's freezing.



Control your cooling anywhere

An optional Wi-Fi Kit lets you remotely control indoor units using a smartphone App*. Anytime and anywhere you can turn them on and off, select the operating mode and temperature, and utilize their other functions.

* Available on iPhones and Android devices. A Wi-Fi connection is required.



Drive down costs and energy use with unmatched efficiency

Samsung DVM S Eco delivers world-class energy efficiency for today's eco- and budget-conscious businesses. Using advanced compressor technology, it offers industry-leading COP, which means exceptional heating and cooling performance at a nominal cost.

Energy-efficient compression

DVM S Eco features innovative inverter compressor, which provides a higher cooling and heating COP than that of a conventional model. The result is one of the most efficient air conditioning systems on the market and a smart investment for cost-conscious businesses.

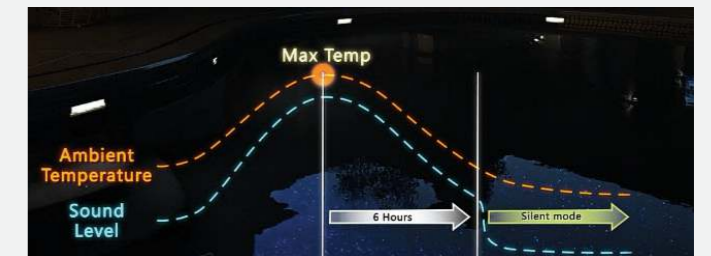


Enjoy minimal noise levels for maximum comfort

With its superior design, DVM S Eco offers a comforting environment undisturbed by bothersome noise levels typical of standard air conditioning systems. Residents can enjoy a more restful night and employees can increase focus levels with less disturbance.

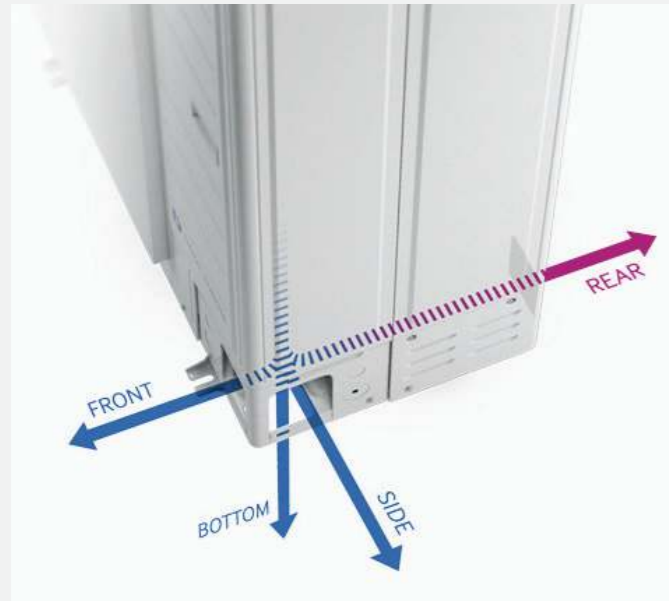
Ultra-quiet operation

By producing less noise than conventional models, the DVM S ECO imposes fewer distractions on residential and working environments. Its compact, unimposing design and specially shaped fan blades help reduce sound levels up to 5 decibels, creating a more pleasant. Plus, its quiet operation during the night time creates a restful environment with a reduced noise level of 2 - 8 dB.



Connects more, fits more

Has a 4 way piping system, with connections at the front, side, bottom, and rear, and a 160m piping length, so it fits into many more places, including small or narrow spaces, and is easier to install and maintain.



Flexibly install it almost anywhere

Provides the flexibility to be installed almost anywhere, regardless of its location or distance from the building. It has a piping length of up to 160m (525ft) and can reach up to a height of 50m (164ft).




Efficient space use

With a single DVM S Eco (14 HP) outdoor unit, users can experience the same performance level as that of two 6+8 HP outdoor units. The streamlined high-performance unit reduces installation space, so users can optimize more compact areas and minimize installation effort.




Compact for installation on the balcony

The height of the product is less than 1m and can be installed under the window when the balcony is installed.



Economical Twin BLDC Rotary DVM S Eco

DVM S Eco with Twin BLDC rotary compressor is economical for residential and retail applications.




* High Efficient Twin BLDC Rotary compressor



DVM S Eco HR

DVM S Eco HR

DVM S Eco HR effectively is targeting premium house and & small hotel which needs simultaneous cooling & heating



DVM S Eco HR

HR changer

HR changer with Heat Recovery Function & optimized capacity

HR-Changer is an essential component to perform simultaneous cooling & heating for DVM S Eco HR



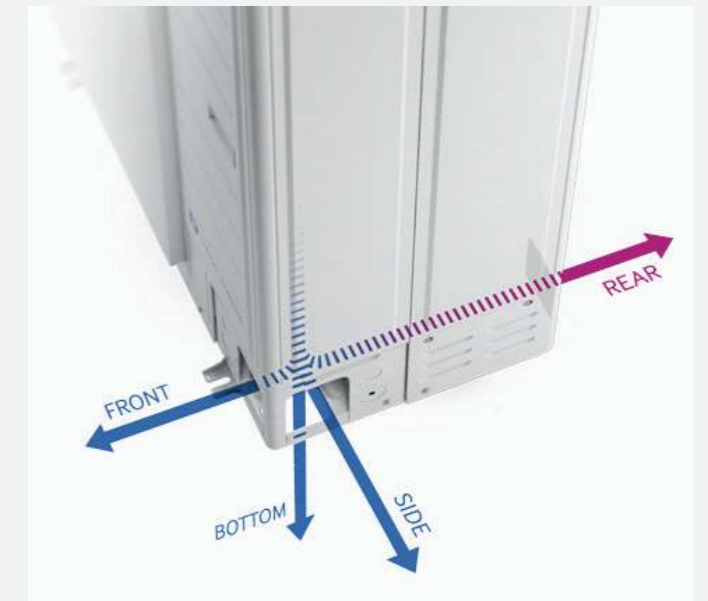
Improved reliability in cold conditions

Featuring advanced refrigerant control technology, its flash injection provides improved heating performance at -25°C . And it continues to perform even at lower temperatures, for reliable comfort when it's freezing.



Connects more, fits more

Has a 4 way piping system, with connections at the front, side, bottom, and rear, and a 150m piping length, so it fits into many more places, including small or narrow spaces, and is easier to install and maintain.



Control your cooling anywhere

An optional Wi-Fi Kit lets you remotely control indoor units using a smartphone App*. Anytime and anywhere you can turn them on and off, select the operating mode and temperature, and utilize their other functions.

* Available on iPhones and Android devices. A Wi-Fi connection is required.



DVM S Eco HR

Drive down costs and energy use with unmatched efficiency

Samsung DVM S Eco delivers world-class energy efficiency for today's eco- and budget-conscious businesses. Using advanced compressor technology, it offers industry-leading COP, which means exceptional heating and cooling performance at a nominal cost.

Energy-efficient compression

DVM S Eco features innovative inverter compressor, which provides a higher cooling and heating COP than that of a conventional model. The result is one of the most efficient air conditioning systems on the market and a smart investment for cost-conscious businesses.



Flexibly install it almost anywhere

Provides the flexibility to be installed almost anywhere, regardless of its location or distance from the building. It has a piping length of up to 150m and can reach up to a height of 50m.

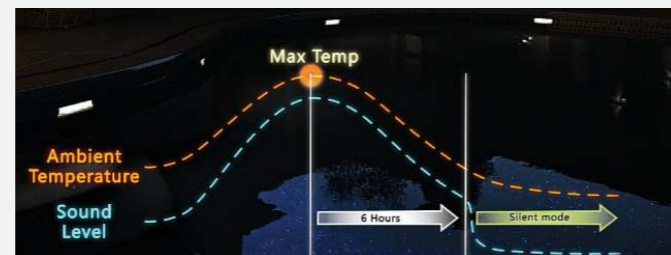


Enjoy minimal noise levels for maximum comfort

With its superior design, DVM S Eco offers a comforting environment undisturbed by bothersome noise levels typical of standard air conditioning systems. Residents can enjoy a more restful night and employees can increase focus levels with less disturbance.

Ultra-quiet operation

By producing less noise than conventional models, the DVM S ECO imposes fewer distractions on residential and working environments. Its compact, unimposing design and specially shaped fan blades help reduce sound levels up to 5 decibels, creating a more pleasant. Plus, its quiet operation during the night time creates a restful environment with a reduced noise level of 2 - 8 dB.



DVM Chiller

Simply expand capacity on demand

A modular design provides a wide choice of configurations. You can simply and flexibly combine modules and expand capacity from 12 to 320 ton in various ways to optimize energy and space savings, or a balance of both.



Easy to move and install modular design

Its modular design and compact size reduce the time, cost and effort to transport, move and install it on site. With a small footprint it's easy to fit and combine multiple units even when there's limited space.



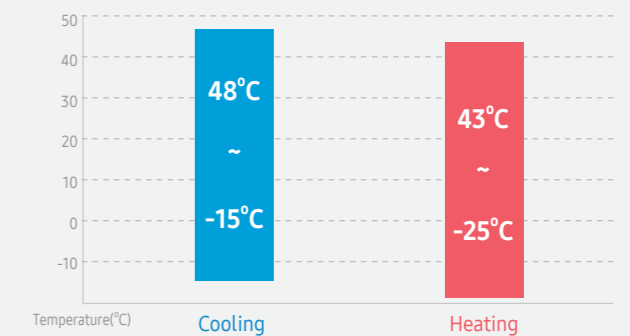
Advanced performance & energy efficiency

The DVM Chiller's advanced technology delivers a consistently higher performance and reduces wasted energy. It has a highly efficient BLDC inverter compressor with flash injection technology and high efficient heat exchanger.



Wide Temperature Range of Operation

Heating : 25 ~ 55°C water available (Ambient temperature : -25 ~ 43°C)
Chilled water : -10 ~ 25°C water available, (Ambient temperature : -15 ~ 48°C) For under 5°C application, an anti-freeze solution is required.



DVM Chiller

Easily increase performance & save space

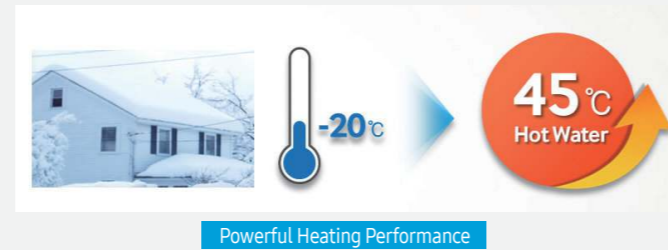
Its compatibility, large capacity and high space efficiency make it perfect for replacing chillers as it cuts down maintenance costs and frees up valuable space, while expanding overall capacity.

Works silently at night

A Night Silent Mode means it operates at 3 different levels and works silently at night. It adjusts the speed of the compressors and fans, so they supply the required cooling, but provide a better sound performance.


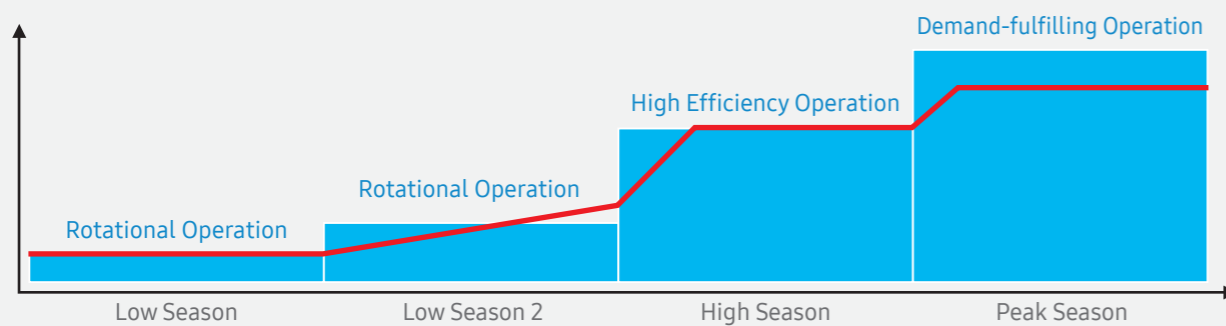
Powerful heating performance

DVM chiller can operate over 45°C hot water supply heating performance at -20°C with flash injection technology.



Energy saving operation(ESEER)

Various modes for different types of operational requirements



Demand-fulfill

DVM Chiller



Chungmu Hospital
Location: South Korea

Premium heat recovery

Heat environments effortlessly and continuously for ultimate comfort

The DVM S HR (Heat Recovery) model delivers continuous heating performance using innovative rotational defrost for reliable warmth and comfort. In addition, it supports more agile operation through simultaneous cooling and heating.


Non-stop heating

DVM S can operate continuously in heating mode with rotational defrost operation. Because the heating mode runs for a longer period of time, users can enjoy a more pleasant, warm environment.



Reduction of installation effort thanks to flexible MCU.

- 1/2/4/6 port MCU line up
- Available Series Connection
- Max. IDU No. of 8 units per 1 Port
- Auto address
- Cooling only IDU Connection
- Max. capacity of 16kW per port



Series connection

Simultaneous cooling and heating

Single outdoor units can operate all indoor units in both cooling and heating mode. They can also simultaneously operate in cooling and heating mode, when necessary, providing more operational freedom.



Fine-tuned control

DVM S HR uses a Mode Change Unit (MCU) kit that is less than 32 percent the size of competitors' products. The MCU has an internal on/off valve that enables fine-tuned control via an electronic expansion valve (EEV) and sub-cooler. Improved performance and reduced noise create a pleasant temperature-controlled environment.



Indoor Units

Cassette Type

- 360 Cassette
- 4Way Cassette S
- Wind-Free™ 4Way Cassette
- 4Way Cassette S (600 x 600)
- Wind-Free™ 4Way Cassette S (600 x 600)
- Slim 1Way Cassette
- Wind-Free™ 1Way Cassette
- 2Way Cassette

Ducted Type

- Duct S
- Slim duct
- Home duct
- MSP Duct
- HSP Duct
- Outdoor Air Processing Duct

Wall Mount Type

Console Type

Ceiling Type

Concealed Floor Standing

DVM S Hydro Unit

- P Series (Maldives)
- ERV/ERV Plus



Cassette Type

Experience ultimate comfort at home or work with powerful yet economical performance

Offered in a variety of patterns, Samsung Cassette Type indoor units give a finishing touch to the interior design. We incorporate the most advanced technologies to offer optimized comfort and pleasure.

Combining sleek finishes and innovative technologies, Samsung Cassette Type air conditioning systems offer superior performance, flexible installation and easy operation.

Powerful air flow

Wide blades in the indoor unit deliver cool or warm air at greater distance to provide even cooling and heating throughout the room.

Ceiling dust prevention

The newly designed panel controls air direction in a way to avoid contact with the ceiling. This smart design prevents dust from accumulating on the ceiling after long periods of operation, keeping the interior space cleaner than ever.

Convenient setup

The high lift-up drain pump lifts condensed water up to 750 mm compared to 700 mm for conventional products, allowing for more flexible, convenient installation.

Fresh air intake

Samsung Cassette Type units intake fresh air through the cassette to provide a cleaner, more energizing room atmosphere.

Multi-room cooling

A Sub Duct enables the same air conditioner unit to cool an additional smaller space nearby. (The cassette unit is fitted with a knockout component to accommodate for this.)



360 Cassette

All round cooling and comfort


The Samsung 360 Cassette air conditioner offers a brand new way of staying comfortably cool in every corner of the room. Its innovative circular design not only means it perfectly fits in everywhere, adding a sophisticated look to many different sites, but it also blows cool air in all directions, so that the whole room is the same temperature*. And its bladeless outlet ensures that cool air is gently dispersed, without creating a cold draft**, and doesn't block the air flow, even at low angles, so it expels 25% more air* and spreads it farther.

EVENLY CIRCULATES & COOLS EVERY CORNER

Unlike 4-way, cassette type air conditioners that create areas of uneven airflow where cool air can't reach*, a circular outlet blows cool air in all directions, so every corner of a room is the same temperature**.

* Samsung testing compared to a general 4 way cassette type air conditioner.

** Within an 9.3m radius the temperature difference is less than 0.6°C.



* Within an 9.3m radius the temperature difference is less than 0.6°C.



360 Cassette

Comfortably cool, not cold

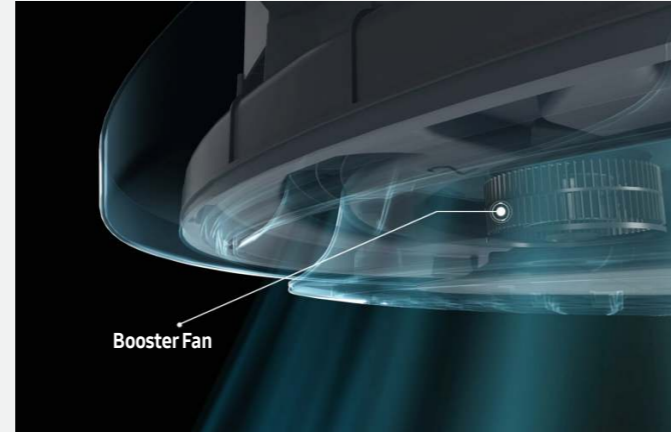
A bladeless design softly disperses cool air across the room, making you comfortably cool without feeling a cold draft**. With no blades to block the air flow, it also expels 25% more air* and spreads it farther.



* Within a 5m radius, no cold draft between 0-1.5m in height (with 14.0kw).

Spreads more air in more ways

An innovative Booster Fan enables cool air to be expelled at much lower angles. It creates a low pressure area around the outlet, so that cool air comes out parallel to the ceiling and disperses across a wider area.



Circular to perfectly fit in everywhere

Its innovative circular design can match a multitude of interior designs, so it perfectly fits in everywhere. Its minimalist modern styling creates a sophisticated look and its circular shape stands out beautifully.



All round simpler & intuitive control

Intuitively control its performance and see where the air is going. The Wireless Remote Controller's* Jog shuttle and button offer a fun way to adjust the air flow and a Circular LED Display shows its direction.

* Optional.



360 Cassette Reference site

The perfection of the circle brings unimaginable experience that harmonizes your style. Samsung system air conditioner '360 Cassette'

With a circular design aesthetic that perfectly fits the interior and its surroundings, the '360 Cassette', winner of the iF Award (international Forum Design Award) 2016, is visually stunning. The bladeless '360 Cassette' directs air uniformly in all directions using principles of wind currents, ensuring a fresh, natural, and pleasant breeze that completely eliminates cold drafts. Customers have called the '360 Cassette' not only their 'the first choice' but also their 'the best choice'.



Yogurteria
Location: Italy



Mingles Restaurant
Location: South Korea



JUNGSIK Restaurant
Location: South Korea



PARIS BAGUETTE Cafe (THE PLACE)
Location: China



STARBUCKS COFFEE
Location: UK




Cafe
Location: South Korea



4Way Cassette S


Stage a beautiful yet comfortable environment

With its newly improved design, 4Way Cassette S supports a clean, aesthetically appealing atmosphere and adds a sense of sophistication to work and living spaces. Not only is this unit attractively designed, but it also uses advanced technologies to optimize comfort in any environment.



The Samsung 4Way Cassette S indoor air conditioning system delivers polish, comfort and efficiency with features such as:

- **Stylishly clean design.** Add panache to interior spaces with a choice of clean, streamlined panel patterns in a lightweight build.
- **Robust operation.** Control the atmosphere perfectly with an advanced design for superior air flow and cooling/heating performance.
- **Low maintenance and simple installation.** Ease installation and minimize maintenance with a detachable, no-drip design.



4Way Cassette S Stylishly clean design

Complement any interior with a sleek, lightweight design

The new Samsung 4Way Cassette S indoor air conditioner comes in a choice of patterns with a simple panel to better match the interior design. Its uniquely lightweight frame makes installation easy, while clever blade construction keeps the unit clean for a tidy appearance.

Waffle Pattern




Classic Pattern



Aesthetic panel and display

4Way Cassette S offers two different pattern designs for the panel. Users can select either the Waffle or Classic pattern to create just the right look to suit their design preference. Plus, the simple display design with rounded corners adds a chic sophistication to the interior.

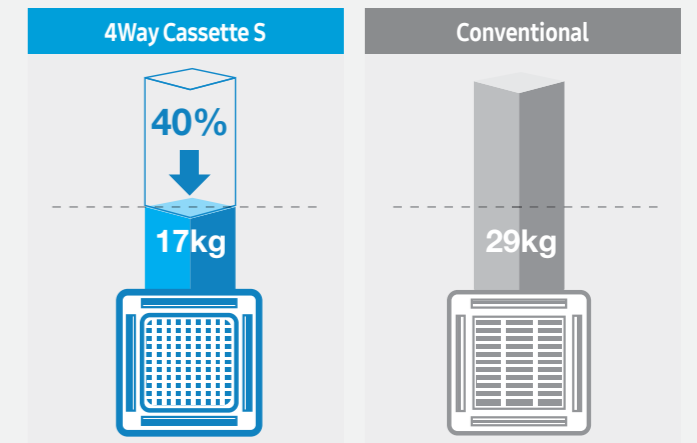


Neat and clean design

The indoor 4Way Cassette S boasts a smart design that promotes a neat and clean look. The completely hermetic blade structure keeps the indoor unit clean by preventing dust or other foreign substances from entering it. The internal parts of the indoor unit are also out of sight when the blade is shut, thus improving the unit's appearance.

Lightweight build

The Samsung 4Way Cassette S indoor unit is now lighter in weight at 17 kg. It is one of the lightest indoor units in the industry, about 40 percent lighter than conventional products.



*Based on 10kW

4Way Cassette S

Robust operation

Achieve peak performance with optimal airflow and superior control

Integrating the most advanced technologies, Samsung 4Way Cassette S delivers easy, efficient comfort with specialized blade control, adjustable operation and powerful airflow. And optional Virus Doctor extends the unit's efficiency with air sanitation technology for a healthier atmosphere.

Individual blade control

Samsung 4Way Cassette S features a remote controller that enables users to manipulate the angles of the fan blades for more efficient cooling. With the remote controller, users can individually set the opening angles of the four blades at the same angle or different angles within a 32° - 65° range to create just the right atmosphere.



Optimal airflow for high ceilings

Using only the remote controller, operators can achieve optimum fan speed for high ceilings without adjusting the dual inline package (DIP) switch on the printed circuit board (PCB). The fan speed adjustment function evenly distributes cool and warm air throughout spaces with high ceilings of up to 3.5 m. And the high ceiling mode delivers even more powerful airflow throughout the interior space, enlarging the airflow coverage area for heights of up to 4.6 m.



*Based on 10kW

Silent, uniform air distribution

The aerodynamically designed Turbo Fan minimizes blade movement noise, meaning that 4Way Cassette S is noticeably quieter than conventional models. Plus, the Turbo Fan's wide blades provide evenly distributed extreme cooling and heating from four separate outlets so the entire room cools down or warms up faster.

Ionizer Kit(Optional)

Users can sanitize indoor air with the optional Ionizer kit for a cleaner work or living environment. The easy-to-install Ionizer kit generates active hydrogen and oxygen ions to reduce airborne virus and bacteria.



4Way Cassette S

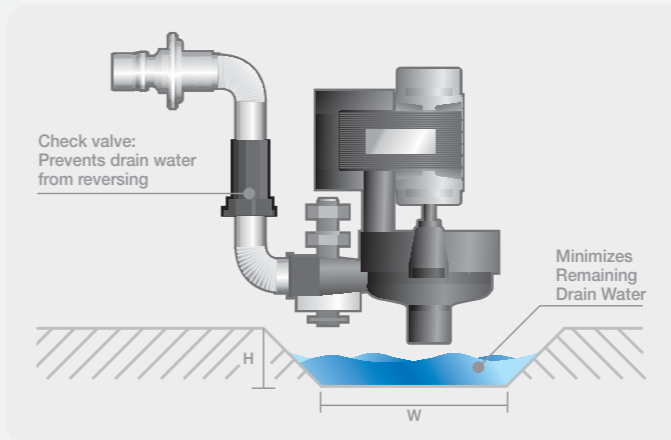
Low maintenance and simple installation

Streamline management with a flexible design

The Samsung 4Way Cassette S is uniquely designed for easy management. Featuring an advanced check valve and detachable panel and airflow blades, this unit offers quick, simple setup and maintenance for the ultimate in convenience, comfort and performance.

Drip-free operation

The check valve on the drain pump prevents drained water from flowing backward into the drain pan. This minimizes the drain pan's water level, eliminating the worry and hassle of water stagnation or overflowing drain water dripping into the interior.



Easy leveling and installation

Each corner portion of the 4Way Cassette S panel is detachable. This makes it easier for users to adjust the height, and makes installation and leveling much easier and quicker.

Simple cleanup

4Way Cassette S indoor units have detachable airflow blades, which means users don't need to remove the entire panel to clean the blade, making maintenance even easier.



Wind-Free™ 4Way Cassette

Wind-Free™ Cooling.

Get cool fast, Stay Cool without Direct Wind.

Wind-Free™ Cooling effectively maintains a comfortable level of coolness without the unpleasant feeling of cold wind. Cool air is gently dispersed through 15,700 micro air holes, so you don't feel too hot or cold.

※ Still Air condition : According to ASHRAE, If velocity of wind is lower than 0.15m/s, People can not detect wind. And they define that condition is "Still Air"



Wind-Free™ 4Way Cassette

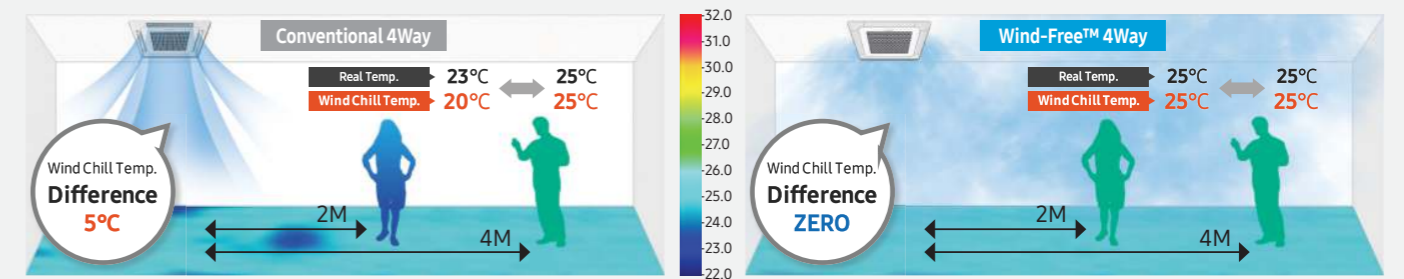
Keeps comfortable without changing settings.

The 2-Step Cooling cools the air fast in Fast Cooling, then automatically changes to Wind-Free™ to maintain the temperature. So you stay comfortable, without cold spots, and don't need to change settings.



Even Cooling in All Area

Wind-Free™ Cooling keeps the temperature inside all evenly.




Energy saving with Wind-Free™.

Under same condition, can save energy use by 55% compared to conventional cooling.

*Tested on Outdoor unit AC140MXADKH, Indoor unit AM140FN4DEH when running simultaneously, Individual result may vary depending on consumer usage

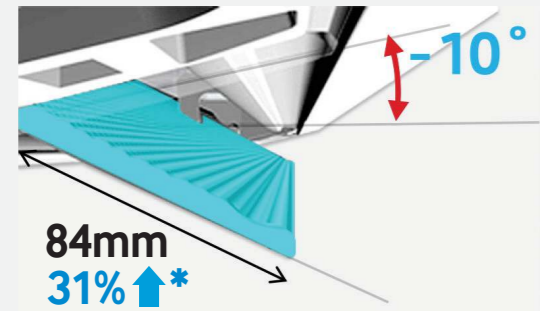
*Test Temperature : OD 35°C DB / 24°C WB, ID 27°C DB / 19°C WB



Wind-Free™ 4Way Cassette

Big Blade, Long Wind

Big and optimized blades enable wider cooling range.



* Compared with Conventional 4way



*Tested on Outdoor unit AC140MXADKH, Indoor unit AM140FN4DEH when running simultaneously, Individual result may vary depending on consumer usage.


Aesthetic panel and display

Wind-Free™ 4Way Cassette offers different designs for the panel. The right look to suit their design preference. Plus, the simple display design.



Motion detect sensor(Optional)

Motion detect sensor enables customized air flow and energy efficient operation.



Wind-Free™ 4Way Cassette

Achieve peak performance with optimal airflow and superior control

Integrating the most advanced technologies, Samsung 4Way Cassette delivers easy, efficient comfort with specialized blade control, adjustable operation and powerful airflow. And optional Virus Doctor extends the unit's efficiency with air sanitation technology for a healthier atmosphere.

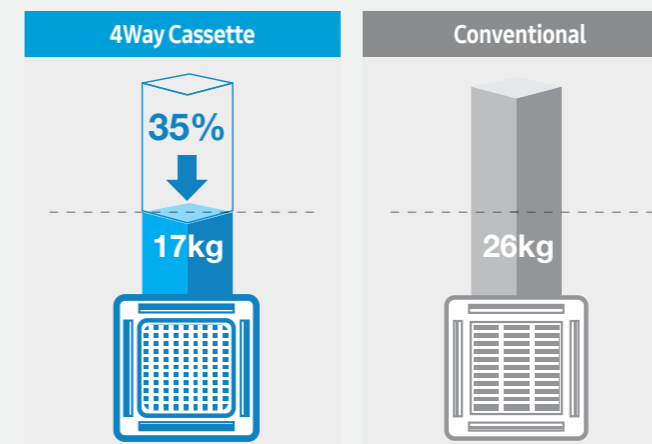
Individual blade control

Samsung 4Way Cassette features a remote controller that enables users to manipulate the angles of the fan blades for more efficient cooling. With the remote controller, users can individually set the opening angles of the four blades at the same angle or different angles within a -10° ~ 53° range to create just the right atmosphere.



Lightweight build

The Samsung Wind-Free™ 4way Cassette indoor unit is now lighter in weight at percent lighter than conventional products.



Ionizer Kit(Optional)

Users can sanitize indoor air with the optional Ionizer kit for a cleaner work or living environment. The easy-to-install Ionizer kit generates active hydrogen and oxygen ions to reduce airborne virus and bacteria.

Easy leveling and installation

Each corner portion of the 4Way Cassette panel is detachable. This makes it easier for users to adjust the height, and makes installation and leveling much easier and quicker.

Simple cleanup

4Way Cassette indoor units have detachable airflow blades, which means users don't need to remove the entire panel to clean the blade, making maintenance even easier.



4Way Cassette S (600 x 600)

Add chic flair to your interior design with a stylish yet powerful AC system

Samsung's advanced 4Way Cassette S (600 x 600) builds on the aesthetic appeal and performance of the standard 4Way Cassette S with an enhanced design. The 4Way Cassette S (600 x 600) comes in a variety of patterns to complement any interior. The stylish cassette unit visually harmonizes with the indoor space, while efficient cooling and heating performance make it a dependable and practical air conditioning solution.



The 4Way Cassette S (600 x 600) indoor air conditioning system provides high-performance heating and cooling in an elegant design with features such as:

- **Tasteful design and compact, lightweight build.** Create a polished ambiance with a discreetly sized design and a choice of attractive panel patterns.
- **Enhanced comfort control.** Optimize comfort and save energy with optional motion detection.
- **Low maintenance and powerful airflow.** Ease installation and maintenance and maximize airflow with an efficient design and robust performance.



4Way Cassette S (600 x 600) Tasteful design, Compact, Lightweight build

Refine the interior with an elegant, compact design

The enhanced Samsung 4Way Cassette S (600 x 600) indoor air conditioner features a selection of simple panel patterns to blend seamlessly into any interior design. Its uniquely lightweight frame blends effortlessly and beautifully into any décor, while clever blade construction keeps the unit clean for a tidy appearance.

Perfect architectural ceiling tiles size

Samsung newly designed 4 Way Cassette S(600 x 600) panel can be installed on a within one ceiling tile (600 x 600) without disturbance installed in the adjacent ceiling tiles on lights, sprinklers.

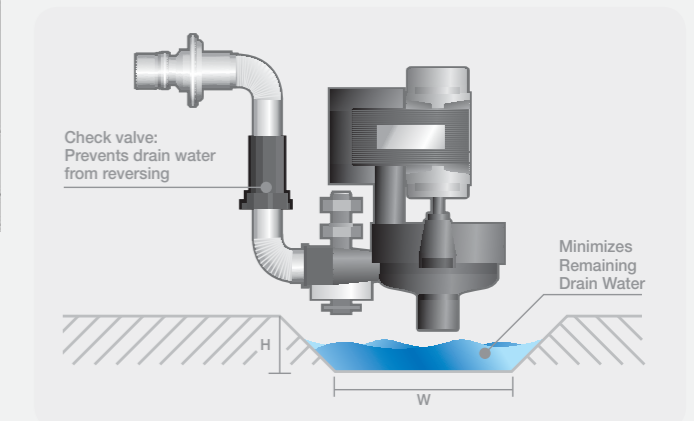


Streamline management with a flexible design

The Samsung 4Way Cassette S is uniquely designed for easy management. Featuring an advanced check valve and detachable panel and airflow blades, this unit offers quick, simple setup and maintenance for the ultimate in convenience, comfort and performance.

Drip-free operation

The check valve on the drain pump prevents drained water from flowing backward into the drain pan. This minimizes the drain pan's water level, eliminating the worry and hassle of water stagnation or overflowing drain water dripping into the interior.



4Way Cassette S (600 x 600)

Enhanced comfort control

Create a flawless atmosphere with innovative motion-controlled operation

The optional motion detection sensor (MDS) for 4Way Cassette S (600 x 600)—the world's first—creates the ideal environment with added comfort control and energy savings by providing just the right amount of airflow when needed.

Smart on/off function

Energy-saving MDS detects when individuals are absent from the area and automatically stops the air conditioning operation. It also automatically sets operation patterns to create the perfect atmosphere and maximize energy efficiency.



Ideal airflow distribution

The innovative MDS prevents the indoor unit from distributing airflow directly to individuals for increased comfort. It also reduces the difference of thermal sensation in the body by detecting the temperature around the floor.

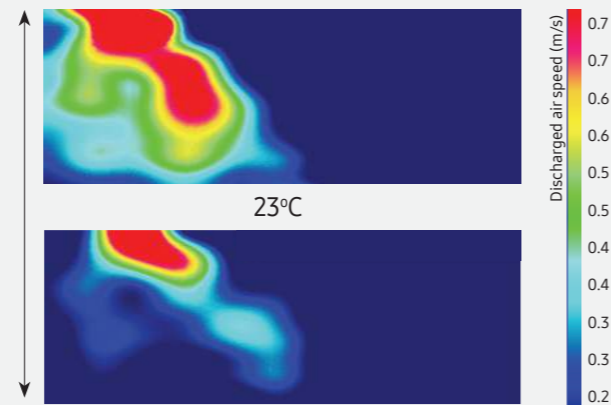


Individual blade control

Samsung 4Way Cassette S features a remote controller that enables users to manipulate the angles of the fan blades for more efficient cooling. With the remote controller, users can individually set the opening angles of the four blades at the same angle or different angles within a 32° - 65° range to create just the right atmosphere.

Comfortable airflow control

The purpose of air conditioners is to provide a pleasant indoor environment for users. To better serve this purpose, Samsung 4Way Cassette S provides a Comfort Airflow Control function that prevents cold drafts. When the room temperature reaches 23°C during cooling mode, the indoor unit reduces the amount of discharging air. By doing so, people in the room avoid the discomfort of direct contact with cold airflow.



* Only for 4-Way 600x600 connected with DVM products

Ionizer Kit(Optional)

Users can sanitize indoor air with the optional Ionizer kit for a cleaner work or living environment. The easy-to-install Ionizer kit generates active hydrogen and oxygen ions to reduce airborne virus and bacteria.




Wind-Free™ 4Way Cassette (600 X 600)

Wind-Free™ Cooling.

Get cool fast, Stay Cool without Direct Wind.

Wind-Free™ Cooling effectively maintains a comfortable level of coolness without the unpleasant feeling of cold wind. Cool air is gently dispersed through 9,000 micro air holes, so you don't feel too hot or cold.

※ Still Air condition : According to ASHRAE, If velocity of wind is lower than 0.15m/s, People can not detect wind. And they define that condition is "Still Air"



Wind-Free™ 4Way Cassette (600 X 600)

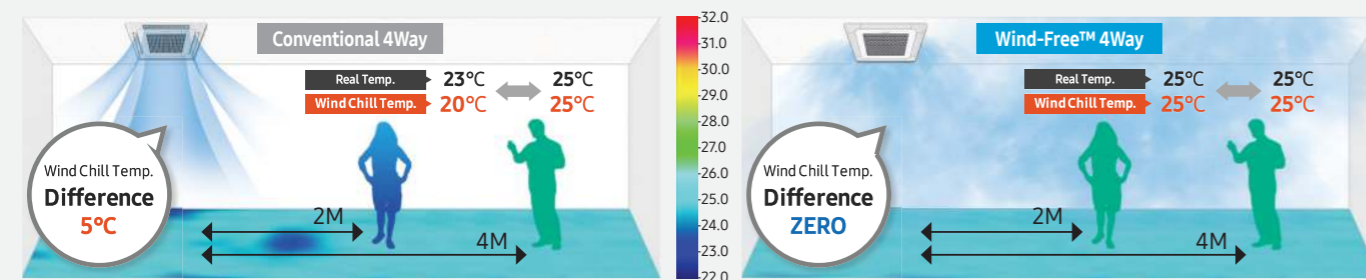
Keeps comfortable without changing settings.

The 2-Step Cooling cools the air fast in Fast Cooling, then automatically changes to Wind-Free™ to maintain the temperature. So you stay comfortable, without cold spots, and don't need to change settings.



Even Cooling in All Area

Wind-Free™ Cooling keeps the temperature inside all evenly.



Smart on/off function(Optional)

Energy Saving MDS detects when individuals are absent from the area and automatically stops the air conditioning operation. It also automatically sets operation patterns to create the perfect atmosphere and maximize energy efficiency.

Wind-Free™ 4Way Cassette (600 X 600)

Achieve peak performance with optimal airflow and superior control

Integrating the most advanced technologies, Samsung 4Way Cassette delivers easy, efficient comfort with specialized blade control, adjustable operation and powerful airflow. And optional Virus Doctor extends the unit's efficiency with air sanitation technology for a healthier atmosphere.

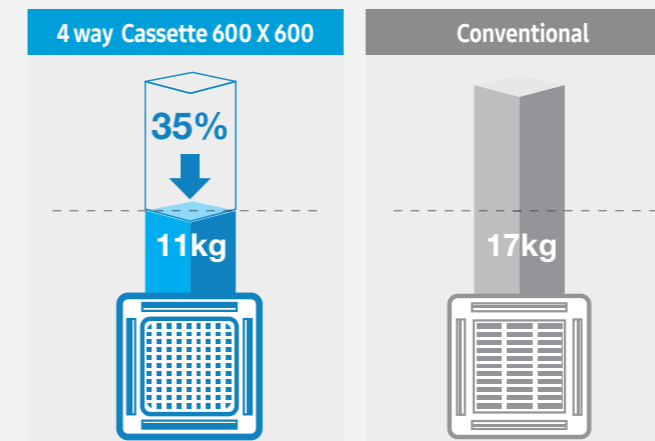
Individual blade control

Samsung 4Way Cassette features a remote controller that enables users to manipulate the angles of the fan blades for more efficient cooling. With the remote controller, users can individually set the opening angles of the four blades at the same angle or different angles within a -10° ~ 53° range to create just the right atmosphere.



Lightweight build

The Samsung Wind-Free™ 4way Cassette 600x600 indoor unit is now lighter in weight at percent lighter than conventional products.



Silent, uniform air distribution

The aerodynamically designed Turbo Fan minimizes blade movement noise, meaning that 4Way Cassette is noticeably quieter than conventional models. Plus, the Turbo Fan's wide blades provide evenly distributed extreme cooling and heating from four separate outlets so the entire room cools down or warms up faster.

Easy leveling and installation

Each corner portion of the 4Way Cassette panel is detachable. This makes it easier for users to adjust the height, and makes installation and leveling much easier and quicker.

Simple cleanup

4Way Cassette indoor units have detachable airflow blades, which means users don't need to remove the entire panel to clean the blade, making maintenance even easier.



Wind-Free™ 4Way Cassette (600 X 600)

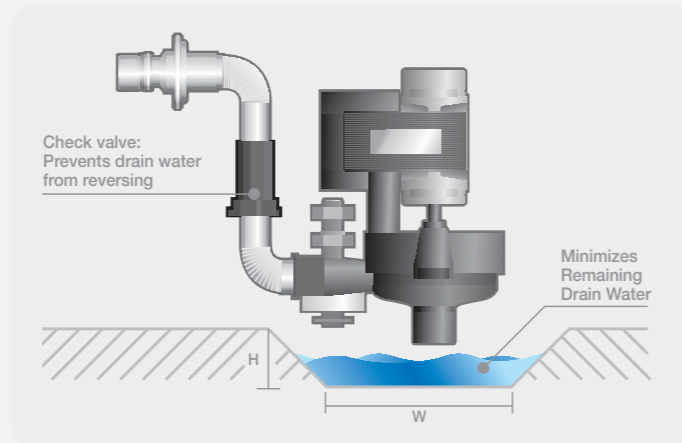
Aesthetic panel and display

Wind-Free™ 4Way Cassette offers different designs for the panel. The right look to suit their design preference. Plus, the simple display design.



Drip-free operation

The check valve on the drain pump prevents drained water from flowing backward into the drain pan. This minimizes the drain pan's water level, eliminating the worry and hassle of water stagnation or overflowing drain water dripping into the interior.



Perfect architectural ceiling tiles size

Samsung newly designed 4 Way Cassette (600 x 600) panel can be installed on a within ceiling tile (600 x 600) without disturbance installed in the adjacent ceiling tiles on lights, sprinklers.



Ionizer Kit(Optional)

Users can sanitize indoor air with the optional Ionizer kit for a cleaner work or living environment. The easy-to-install Ionizer kit generates active hydrogen and oxygen ions to reduce airborne virus and bacteria.



Slim 1Way Cassette Discreet style and performance

Enhance any environment with the best of air conditioning performance and sleek style

Samsung Slim 1Way Cassette is an optimized air solution that suits both practical and aesthetic needs with its simple design and efficient cooling operation. The slim, rounded design of the Slim 1Way Cassette unit creates a near-seamless ceiling for a clean ambiance. And its progressive design, including superior blade technology, delivers high performance and easy management without compromise.

Visually appealing panel

Slim 1Way Cassette projects refined simplicity. The clean lines and simple display design make this a modern classic, which looks great with any interior.

Slim and compact design

At a height of only 135 mm, the Slim 1Way Cassette is the world's thinnest indoor air cooling unit. The compact, lightweight design makes installation and maintenance easier than ever with a panel area that's been reduced by 30 percent. And with its high performance and understated elegance, the unit blends seamlessly into interiors of all types and styles.

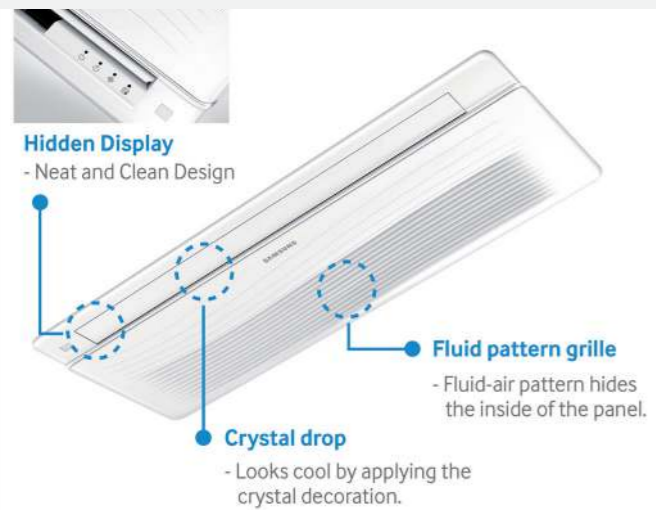


Visually appealing panel

Discreet style and performance

Enhance any décor with refined elegance and comfort

Sim 1Way Cassette features a simple and refined design. The clean lines and simple display design make this a modern classic, which looks great with any interior.

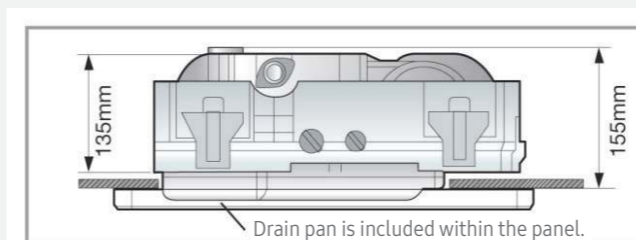


Slim and compact design

Discreet style and performance

Ease installation and maintenance with a slim and compact design

At a height of only 135mm, the Slim 1Way Cassette is the world's thinnest indoor air cooling unit. The compact, lightweight design makes installation and maintenance in your space easier than ever. These high-performing units are so discreet that they can easily blend into interiors of all types and styles.



NOTE
It only requires space of 170mm or more for installation.

Min. 170mm

Ceiling

Panel area has been reduced by 30%.



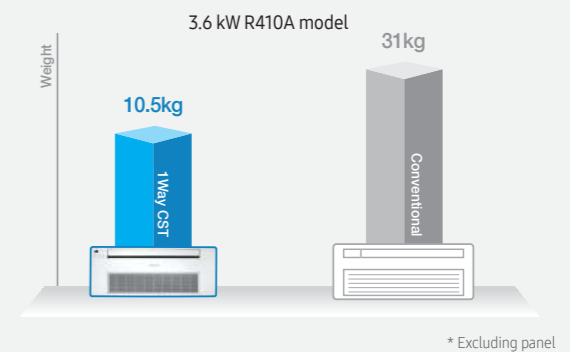
Air reaches every corner of the room.

Blade angle can move from 40°C - 80°C to reach every corner of the room.



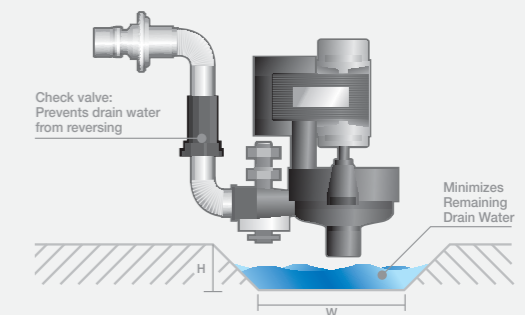
Lighter indoor unit

Samsung is the first to apply ABS cabinets into its indoor units to provide the lightest units on the market.



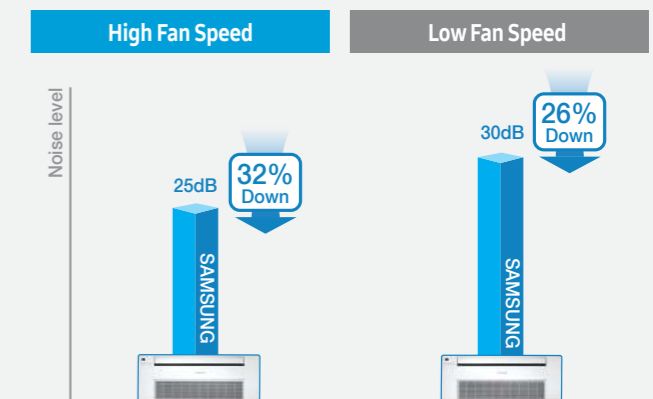
Drip-free operation

The check valve on the drain pump prevents drained water from flowing backward into the drain pan. This minimizes the drain pan's water level, eliminating the hassles of water stagnation or overflowing drain water dripping into the interior.



Quiet operation

Samsung's new blade design drastically reduces noise levels so that users can relax in peace and quiet.



Wind-Free™ 1Way Cassette

Wind-Free™ Cooling.

Get cool fast, Stay Cool without Direct Wind.

Wind-Free™ Cooling effectively maintains a comfortable level of coolness without the unpleasant feeling of cold wind. Cool air is gently dispersed through 10,000 micro air holes, so you don't feel too hot or cold.

※ Still Air condition : According to ASHRAE, If velocity of wind is lower than 0.15m/s, People can not detect wind. And they define that condition is "Still Air"

※ PC1MWFMAN : 7,534ea
 PC1NWFMAN : 10,454ea
 PC1BWFMAN : 13,961ea



Micro Holes



Wind-Free™ 1Way Cassette


Keeps comfortable without changing settings.

The 2-Step Cooling cools the air fast in Fast Cooling, then automatically changes to Wind-Free™ to maintain the temperature. So you stay comfortable, without cold spots, and don't need to change settings.




Even Cooling in All Area

Wind-Free™ Cooling keeps the temperature inside all evenly.



Quiet operation

Extremely quiet with Wind-Free™ operation.




※ Standard by National Noise information System

Wind-Free™ 1Way Cassette

Big Blade, Long Wind

Can deliver cool air up to 8m with wider operating angle, along with rapid and even cooling.



Energy saving

Wind-Free™ Cooling allows efficient energy saving up to 55%, while keeping the place comfortably cool.

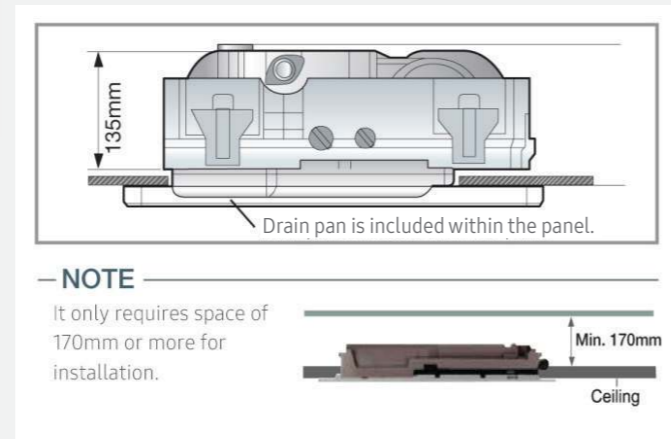


※ Test Condition
 - ODU : DVM S ECO 5HP(AM050FXMDEH)
 - IDU : Wind-Free™ 1Way 5.6kW(AM056NN1DEH), 3.6kW(AM036NN1DEH), 2.2kW(AM022NN1DEH) simultaneously running

※ Temperature
 - OD 35°C DB / 24°C WB
 - ID 27°C DB / 19°C WB

Ease installation and maintenance with a slim and compact design

At a height of only 135mm, the Slim 1Way Cassette is the world's thinnest indoor air cooling unit. The compact, lightweight design makes installation and maintenance in your space easier than ever. These high-performing units are so discreet that they can easily blend into interiors of all types and styles.



2Way Cassette

Equip even the narrowest of spaces with high-performance cooling and heating

Samsung 2Way Cassette is perfectly suited for long and narrow places with limited installation space, thanks to its compact, slim frame. The unit distributes airflow from two sides, providing powerful cooling and heating performance in an instant for a pleasant environment.

The 2Way Cassette indoor air conditioning unit delivers optimal airflow and efficiency with features such as:

- **Exceptional operation and control.** Easily maintain a calming, comfortable atmosphere with broad airflow coverage, temperature control and self-diagnosis.
- **Easy, flexible installation.** Reduce the time and effort of installation with a compact size that fits the ceiling space impeccably.



2Way Cassette

Exceptional operation and control

Create a pleasant atmosphere and maintain it effortlessly

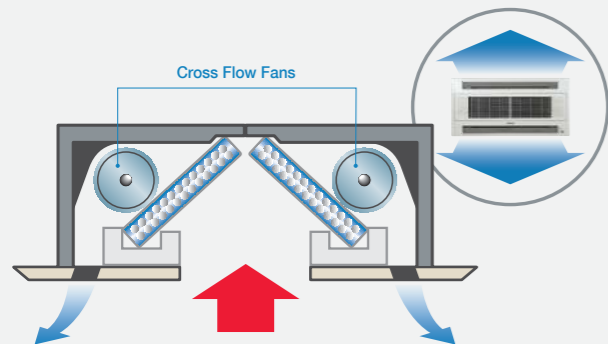
The slim build and smart operation of the Samsung 2Way Cassette make it easy to set the ideal indoor climate even in uniquely sized spaces. And maintaining such comfort levels is just as simple with optimum temperature control and self-diagnosis mode.

Long, narrow fit

With its slim and compact size, the 2Way Cassette indoor unit is just the right air solution for long, narrow places such as corridors and classrooms. This unit saves up to 26 percent more space when compared to conventional 4Way cassettes, and melds quietly into the interior design.

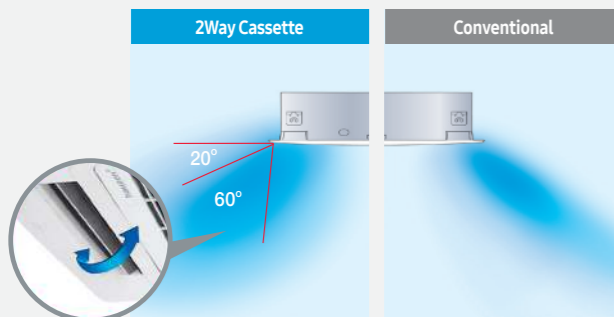
Broad coverage

The Twin Cross Flow Fan integrated into 2Way Cassette spreads cool or warm air farther and wider throughout rectangular spaces with less noise.



Even airflow distribution

The 2Way Cassette blades swing right and left to evenly distribute cool and warm air to every nook and cranny of the interior, keeping the environment pleasant and comfortable.




Optimized temperature control

The Optimum Temperature Control function detects and minimizes temperature difference between the top and bottom of the space to maintain an ideal temperature. Users can set the temperature detection option on the indoor unit or with the optional remote controller (MWR-WE10*).



Self-diagnosis mode

In the event of a malfunction, the indoor unit operates the self-diagnosis mode to display an error code indicated by an LED light, enabling users to easily resolve the problem.



2Way Cassette

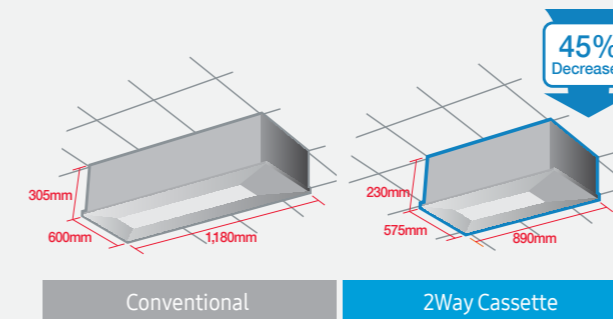
Easy, flexible installation

Reduce the hassle of installation with a compact size and adaptable design

The modestly sized Samsung 2Way Cassette supports quick, simple setup for the ultimate in convenience, comfort and performance.

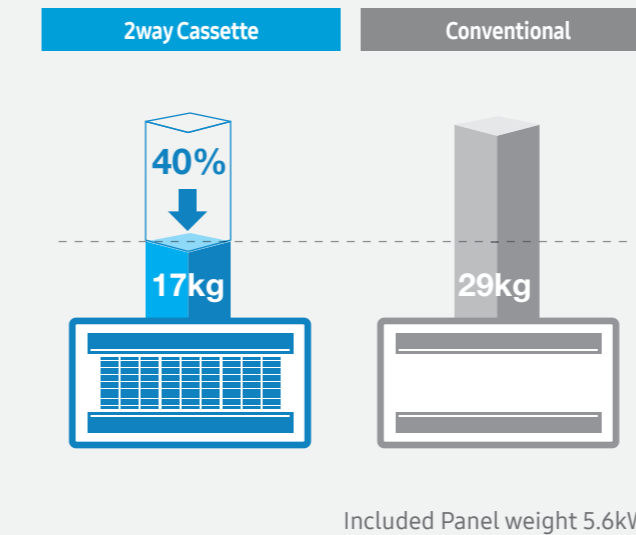
Small size, big performance

The 2 Way Cassette indoor unit is now 45 percent smaller than conventional models, making it even easier to incorporate into the building design.




Ultra-light weight

A slim and compact size reduces the setup space needed for easy installation and management.



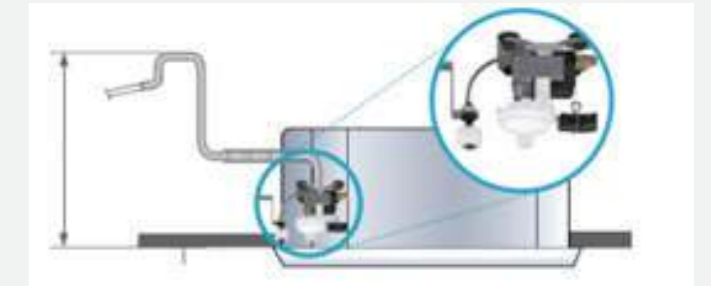
Standardized fit for easy installation

The 2Way Cassette unit dimensions allow for easy installation into standard ceiling grids (600W x 600D) for a tailored fit that blends nearly unnoticeably into the interior framework.



Simple, smart drainage structure

With 750 mm of discharge head, users can install the drain themselves, saving them time and costs.



Advanced drain hose

Samsung's 2Way Cassette system air conditioner uses an advanced drain hose, which is recognized in Europe for its easy installation and leak prevention.



Ducted Type

Overview

Samsung Ducted Type air conditioning units are a smart solution for low-maintenance, consistent cooling and heating performance in any environment. Their compact, slim frame blends seamlessly into ceilings, enhancing the beauty of the interior space and affording users more flexible installation options.

Various ducted air solutions

Offering a comprehensive lineup, Samsung Ducted type air conditioning units offer just the right solution for every need:

- **Duct S.** This solution features 3way service, automatic air volume, light weight and high EER.
- **Slim Duct.** This solution is a low static pressure model, which is optimized for places such as hotels and residences.
- **Middle Static Pressure (MSP).** This model is specifically designed to enhance interior design for large spaces such as offices, stores, or residences.
- **High Static Pressure (HSP).** This model is optimized for large spaces or places.
- **Outdoor Air Processing (OAP).** This model is ideal for places such as restaurant kitchens, where 100% fresh air supply is needed.

Smart pressure control

Samsung Ducted Type units feature a smart pressure control system. This system adjusts the fan speed based on the external static pressure (ESP), delivering consistent cooling and heating power, regardless of the surrounding environment.

Convenient installation

The optional lift-up drain pump lifts condensed water up to 750 mm, compared to a limit of 700 mm on conventional models, for flexible and convenient installation.



Duct S

Experience performance and convenient comfort for any weather condition

Samsung Duct S delivers unparalleled cooling and heating and flexible management with customizable comfort settings in any climate—all year round. Plus, it boasts a slim, compact size and multiple access points for easy setup exactly where needed.

The Duct S indoor air conditioning unit delivers smooth, consistent operation and convenience with features such as:

- **Efficient operation.** Stage the desired atmosphere with energy-efficient performance and customized airflow.
- **Smart management.** Cool spaces efficiently and manage the air conditioning unit even while away, with features designed for efficiency and control.
- **Easy, flexible setup.** Install and maintain even multiple units with a compact and easily accessible design.



Duct S Efficient operation

Deliver consistent cooling and heating with innovative operation for maximum comfort

Samsung Duct S is a global frontrunner in energy-efficient design, temperature control and power. Its aerodynamic blade technology increases airflow silently while adjustable air tuning customizes the indoor climate for any situation.

World-class energy efficiency

The Samsung Duct S unit boasts cutting-edge technologies to deliver stellar energy efficiency.

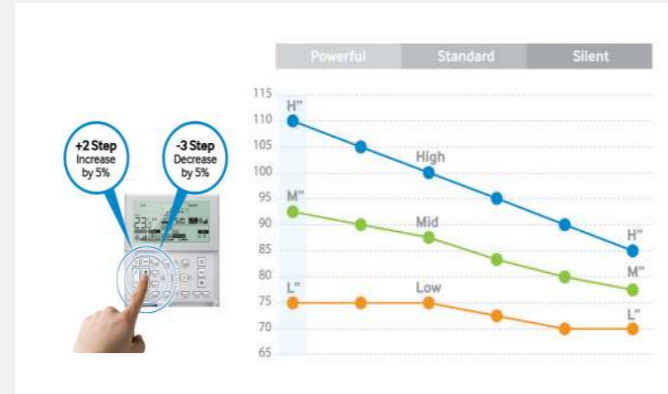
- **Twin Rotary BLDC Compressors.** These robust compressors reduce fluctuation and vibration by 75 percent for effective reluctance.
- **FME/FMC (Flat Micro-channel Evaporator/Condenser).** Samsung's FME/FMC technology achieves a 30 percent increase in efficiency compared with the conventional fin and tube type. It has also enabled a 30 percent decrease in unit size.

Silent performance

The Samsung Duct S includes aerodynamic blades that increase air volume by 10 percent with less noise for powerful comfort with less distraction.

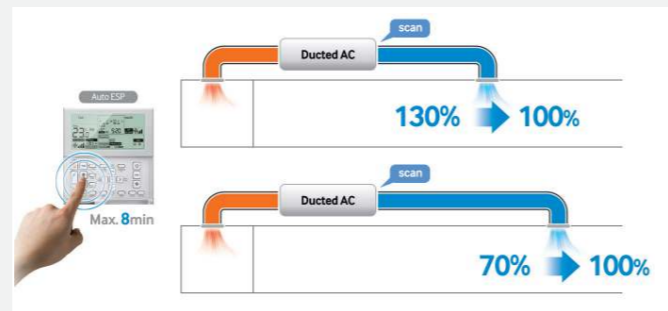
Easy air tuning

Smart Tuning provides the delicate control needed for optimum comfort for any occasion. Users can easily fine-tune operational power to suit their activity level, while also ensuring minimum noise and energy savings.



Automatic air volume

Duct S features ingenious technology that senses the current air volume and pressure and then quickly adjusts its performance to ensure optimum comfort, whatever the duct length.



Powerful cooling

With the integration of the all new sirocco fan, the Duct S ensures sufficient air volume by adopting a bigger, more powerful fan than conventional models.

Duct S Smart management

Minimize maintenance with innovative management and anywhere control

Samsung Duct S offers smart management features and settings that enable users to spend less time maintaining the unit and more time on what matters most to them. Users can enjoy stress-free comfort and control all year and all day long.

Intuitive zone control

With the Duct S Zone Controller, users can cool multiple spaces easily while conserving energy. Up to eight zones can be connected and controlled by a single indoor unit. This function enables users to create the perfect ambiance in different rooms and reduce power consumption by turning the dampers on and off. All this control is wielded easily from a stylish, wide touchscreen that supports intuitive and simple operation.

All-season comfort

Away Mode enables users to maintain comfort and energy savings with thermal storage operation to keep the room cool during the summer season and warm during winter.

Anytime temperature control

The Duct S enables users to have separate settings for daytime and nighttime, so they can live and sleep in perfect comfort.

Three-step quiet performance

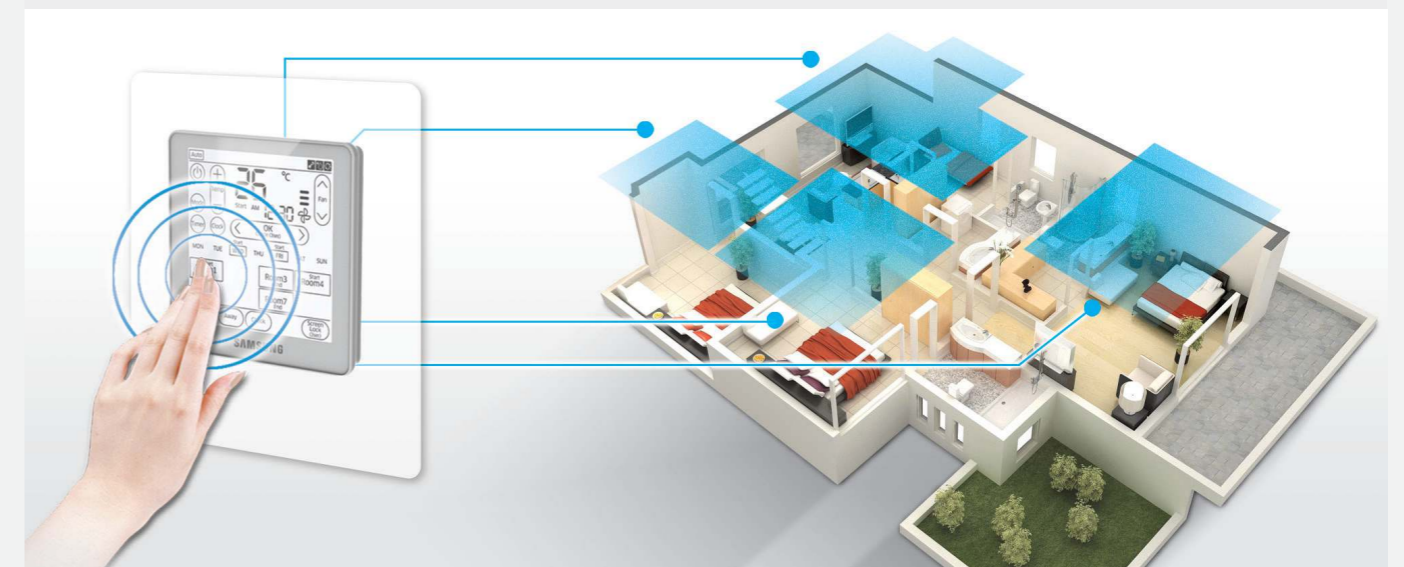
Ensure quiet operation during the night with a reduced noise level of 3-7 dB. Duct S minimizes noise levels with 3-step quiet operation—1 step: 3 dB; 2 step: 5 dB; 3 step: 7 dB.

Agile, anywhere operation

With optional Smart Wi-Fi, users can control their AC anywhere, anytime using a smart device, and turn it off easily to conserve energy, even while away from home.

EZ Filter, easy maintenance

The Duct S includes a filter that is easy to assemble and disassemble. And filter cleanup and maintenance are hassle-free—simply rinse the filter under running water.



Duct S

Easy, flexible setup

Streamline management with a flexible design

The Samsung Duct S is designed especially for simple installation, handling and maintenance. Its discreet, accessible design makes for easy upkeep, while the smart plug-and-connect drainage streamlines maintenance for even multiple units.

Slim design and light weight

A streamlined construction makes the Duct S convenient to install and maintain in any building. Its compact, slender design reduces its volume and weight compared to conventional air conditioners. Duct S is 30 percent smaller than its counterparts, so it fits easily into small spaces. But despite its small frame, Duct S offers exceptional efficiency, while its light weight supports convenient handling and setup.

Wide range of ESP

Users can choose from a complete range of Duct S products to deliver the right capacity, right ESP and right sized product.

Three-way access

With its smart, multi-entry design and slide fit, users can access the Duct S from three directions (top, side and bottom) for easy maintenance.

Plug-and-connect drainage

The optional Plug and Connect External Type drain pump takes the hassle out of draining the unit. Simply plug it in and connect it, and with the single drain pump, maintaining all the building's Duct S units is easier than ever. Plus, the advanced check valve prevents drain water backflow, freeing the unit from the bacteria and fungi of water stagnation in the drain pan.



Slim Duct

Ultra-light, adaptable design

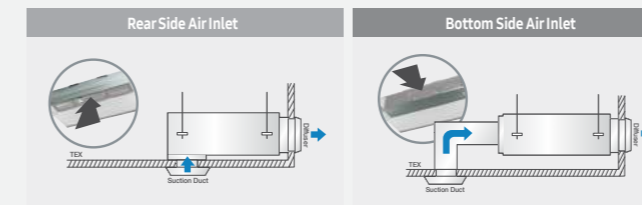


Temper any environment with industry-best lightweight design and optimized airflow

The new Samsung Slim Duct visually blends into the ceiling while providing powerful cool and warm airflow. It's also easy to install and maintain in any interior regardless of the surrounding environment with its compact size and weight—the lightest in the industry.

Flexible setup

The air inlet can be set up either on the bottom or rear of the unit, giving users greater flexibility in installation.



New Line-up (Drain Pump Included)

Drain Pump Included type is benefit of easy installation and saving the labor cost




Various installation options

Slim Duct S adopts an ultra-compact, slim size with its thin width, which is 200 mm narrower than conventional products. This slender build enables flexible installation and maintenance in various environments.


World's lightest weight

The efficient Slim Duct S is the lightest duct air conditioning unit on the market. At a weight that's 15 percent lighter than conventional units, Slim Duct S offers the best in convenient installation and maintenance.



Easy access, easy maintenance

Slim Duct features a flexible design that enables users to easily access its parts to maintain the unit.



Home Duct

Compact design, Less noise


Home Duct



The lightest
Thanks to the compact design and optimized internal design, It can reduce weight by minimum 20%.



Compact Size for Residential and hotel
Home Duct size with its thin depth, which is 440mm thin than conventional products. This slender build enables flexible installation and maintenance in various environments.




Quiet performance
BLDC fan motor makes ensure silent operation. than conventional product.



Home Duct is easy access, easy maintenance
Home Duct features a flexible design that enables users to easily Access its parts to maintain the unit.



Home Duct is default Drain Pump included
Drain Pump Included type is benefit of easy installation and saving the labor cost.



MSP Duct


Silent, strong performance

Deliver increased airflow to broader areas with quiet, powerful cooling and heating



Quiet performance
The external static pressure control makes it easy to customize the ductwork to ensure efficiency and silent operation.

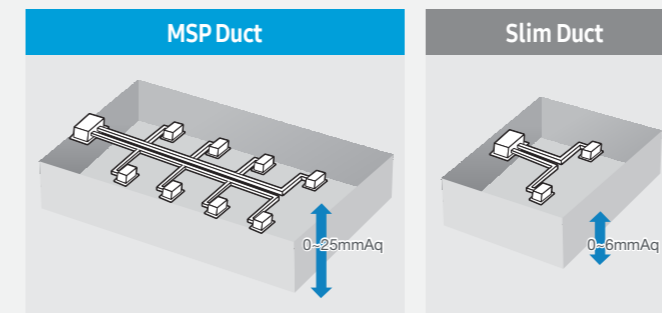
Easy upkeep and installation
The MSP Duct unit features quickly accessible parts so users can maintain the unit with ease. And its compact size and narrow width of 900 mm enable flexible installation and management for added user convenience.



Concealed behind the ceiling, Samsung MSP Duct provides powerful yet silent operation with external static pressure control. Its exceptional static pressure enables a broad coverage area and provides stable, efficient performance in larger spaces.

Extensive coverage
MSP Duct offers greater static pressure than most slim ducts. This higher pressure level enables users to design more inlets and outlets with longer ductwork to provide even more airflow to larger areas.

New Line-up (Drain Pump Included)
Drain Pump Included type is benefit of easy installation and saving the labor cost.



HSP Duct

Robust, high-pressure control

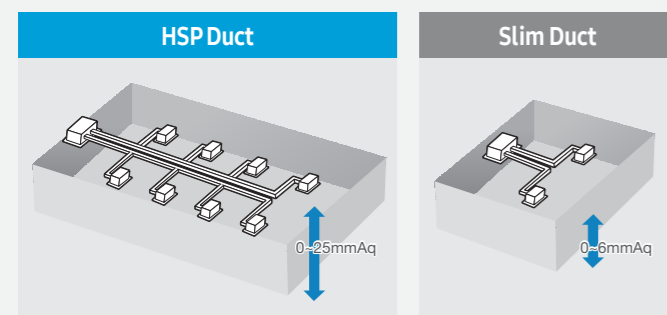
Control the atmosphere effortlessly with robust, adaptable performance

With the capacity to handle high external static pressure up to 25 mmAq, the powerful Samsung HSP Duct provides an expansive coverage area with outstanding cooling and heating performance. HSP Duct is an ideal fit for spaces with high ceilings and can be flexibly installed to suit various environments.



Silent operation

The external static pressure control makes it easy to customize the ductwork to ensure efficiency and silent operation.



Split fan and coil

Products that are difficult to install are often challenging to use as well. Considering users' product experience from start to finish, Samsung separated the Duct S (AC6000) into two parts, coil and fan, for easier installation and management. When users experience difficulty handling the product due to space limitations or weight, they can install the parts separately and then put them back together as one unit.



Truss chamfer (optional)

Samsung believes that products should improve users' quality of life, not to impose more limitations. By making a small change to the product, users now can install the Duct S (AC6000) right next to the roof's edge, freeing up rooftop space for other purposes.



Outdoor Air Processing Duct

100% fresh treated air supply

Conserve energy and costs with practical, high-powered operation

Samsung's new Outdoor Air Processing Duct is an outside fresh air treatment unit with integrated ventilation, combining fresh air processing and air conditioning via a single system.

Air conditioning indoor units and an Outdoor Air Processing unit can be connected to the same refrigerant line, resulting in enhanced design flexibility and a significant reduction in total system costs. A BLDC motor extends the savings with considerably less energy consumption.

High-efficiency motor

The BLDC motor supports the highest efficiency level possible. Its low-consumption design saves up to 32 percent more energy than conventional products for more economical and practical operation.

Quiet operation

Equipped with the proficient BLDC motor, Outdoor Air Processing Duct operates quietly with a sound level as low as 42 dB, slightly higher than that of a library. Such distraction-free operation ensures optimum comfort and calm for any environment.

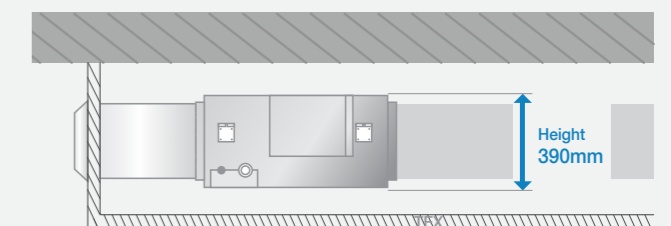


Full-range temperature processing

Samsung Outdoor Air Processing Duct supplies fresh air to the interior environment by cold or heat processing a wide spectrum of outside temperatures ranging from -5°C - 52°C.

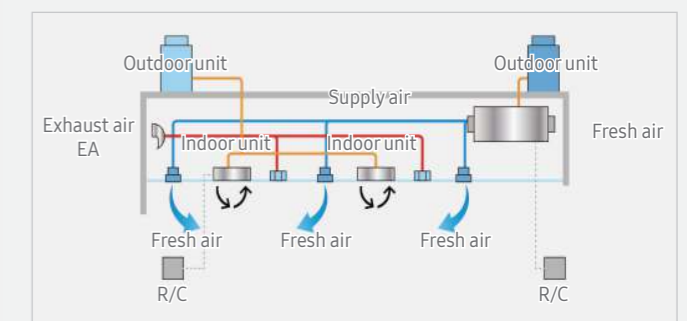
Flexible installation

This light and compact unit, with its shorter height of 390 mm, enables users to conveniently install and manage it in a variety of areas with a host of installation options.



Flexible static pressure control

If the installation area of the duct exceeds the standard, then the static pressure control system maintains the optimized air volume by adjusting the fan speed.



Wall Mount Type

Breathe easily with wall-mounted systems designed for all-day freshness

Samsung Wall Mount Type air conditioners have been designed from the ground up to be exceptionally efficient. With their stylish, innovative designs, these wall-mounted air conditioners optimize comfort with cool, clean, healthy freshness for everyday living.

Improved blade operation

Samsung's wide twin blade can open up to 90° for more effective cooling. The longer twin blade ensures that air reaches every corner of the room with greater control.

Superior dust filtration

A Full High Density (HD) filter creates cleaner air through enhanced filtration, reducing microscopic dust particles by up to 90 percent.

Good's sleep

Samsung's Wall Mount Type units feature Good'sleep mode for a comfortable bedroom climate perfectly tempered for a restful night. With automatic temperature and moisture adjustment, all three vital stages of sleep are protected from humidity and heat so users wake up fully rested and refreshed.



AR9000, 7000, 5000 Series Triangular design, powerful cooling

Cool every corner of the room with a unique, efficiency-boosting design

Samsung AR9000, 7000, 5000 Series units are designed with efficiency in mind. Their uniquely triangular design improves performance to circulate cool, clean air throughout every inch of the room. In addition, their smart design includes easy-to-remove filters for easy management and healthier airflow.



Faster, farther cooling performance

The units' distinctive triangular design has a wider intake, so more air can be drawn in. The improved width and angle of the outlet, extra v-blades and bigger fan also ensure that air is cooled and expelled 26 percent faster and 14 meter farther than conventional model. The result is refreshingly cool air that reaches every corner of the room—with no blind spots. Their Smart Inverter also provides significantly greater energy efficiency.



Easy-access maintenance

Unlike conventional filters that are often difficult to access, the Samsung wall-mounted unit filter is on the outside, at the top of the device. Easy access means users can take out the filter, clean it and put it back without having to open a cover or pull hard to get it out. And its antibacterial coating filters dust, dangerous airborne contaminants and allergens for healthier breathing.



Wall Mounted (Boracay)

Fast cooling, faster comfort

Fast Cooling Mode cools the room 15% faster than General mode* by running the maximum level with the fastest fan speed for 30 minutes. So it provides relief from the sweltering heat outside. Full HD 80 Filter filtration dust particles by up to 80%, and due to the anti-bacterial coating, this filter effectively removes harmful biological contaminants.



Enjoy a good night's sleep

Good Sleep mode creates the desirable climate for a good night's sleep. With its temperature control and moisture adjustment it may help you feel comfortable during your sleep.

Wall mounted(MAX)

The wall mounted indoor unit of the bigger capacity

This product of bigger capacity which is suitable for the space difficult to install in the ceiling including the school, office, retail and etc.

This wall-mounted type of large capacity is suitable to avoid falling water from ceiling in the server room environment.



Console Type

Luxurious style and calm

Create an exquisite interior complemented by elegant design and quiet performance

The slim, elegant Samsung Console Type indoor unit is designed to perfectly fit spaces with high ceilings and numerous windows while maintaining an optimal indoor temperature. Samsung's console air conditioning solution makes any environment more pleasant and comfortable with features such as:

Two-way airflow

Featuring a 2-way air outlet, Samsung's console unit includes two separate air outlets for cooling and heating. The warmer air comes out from the bottom part of the air outlet to spread the warm air evenly throughout the room. Users stay cooler or warmer in every corner of the room.



Slim, low-profile design

Samsung's console type air conditioner is only 199 mm thick, the slimmest on the market, and its unobtrusive design easily integrates into any décor.

Stay-clean panel

The intelligently designed clean panel keeps dust from accumulating, so the unit and the room stay cleaner.

Sophisticated control

The touchscreen display delivers convenient control, and is an elegant example of functional art.



Ceiling Type

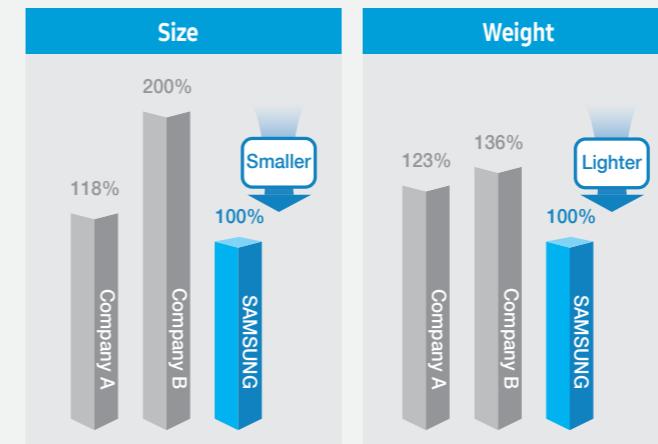

Slim yet functional design

Distribute refreshing airflow where needed with a compact, flexible design

Samsung's Ceiling Type indoor unit has 2-way installation options for the ceiling and floor, enabling more efficient use of available space. Users can enjoy crisp, powerful air throughout their entire space from the compact unit in the ceiling or floor.

Small package, big performance

The Samsung Ceiling Type air conditioner boasts a slim, compact design—half the size of conventional products—with cooling power comparable to larger units.



7.1kW Model

Choice of installation options

Depending on the available space and the purpose of the air conditioner, the indoor unit can be installed behind the ceiling or on the floor.



Ceiling Type

Powerful cooling with a long distance wind

Combine simple neat and innovated technologies to experience superior performance and easy operation

Samsung has been rewriting product descriptions beyond the industry standards. As one of such company's product, Samsung Ceiling focused on sending "sufficient" amount of conditioned air to "distant" places to cover huge area. For convenient installations and maintenances, the Ceiling concentrated service direction on one side. Do not get stressed with air conditioning. Just leave it to Samsung Ceiling.

Simple display

The simple display design with its rounded corners adds a neat and tidy feeling to your interior



- Ice Blue : Operating
- Yellow Green : Schedule
- Red : Error
- Orange : Filter Alarm
- Time Limit + Operating Pattern

Comfortable airflow control

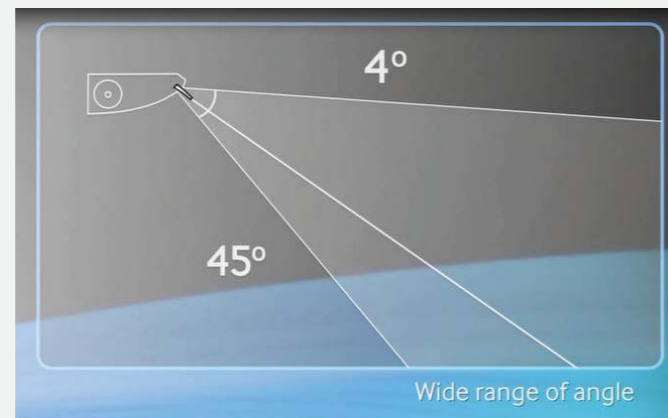
The purpose of air conditioners is to provide a pleasant indoor environment for users. To better serve this purpose, Samsung 4Way Cassette S provides a Comfort Airflow Control function that prevents cold drafts. When the room temperature reaches 23°C during cooling mode, the indoor unit reduces the amount of discharging air. By doing so, people in the room avoid the discomfort of direct contact with cold airflow.



Fast cooling, 15m air flow

When users need air conditioning, they really need it quickly. While the ceiling applied latest flow-efficient blowers to increase amount of air it discharges, it also mounted single BLDC motor to reduce noises and possibilities of abrupt changes of modes. With increased size of inlet area and fluid dynamically designed inner passages, customers can experience incomparable cooling power.

Also, with the advanced blade, which can move from 4° to 45°, Samsung ceiling type can refreshingly cool air that reaches every corner of the room with no blind spots.



Concealed Floor Standing

Design flexibility for unique spaces

Accommodate individual space requirements with adaptable, silent performance

The Samsung Concealed Floor Standing unit offers the utmost in versatility in solving varied cooling and heating needs. This unit effectively adjusts its performance to meet the needs of the space, such as high ceilings and lots of windows, while maintaining the desired temperature.

High performance for versatile installations

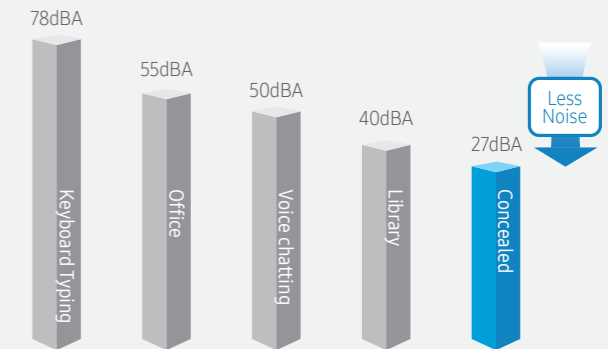
The Concealed Floor Standing unit offers wide versatility in solving cooling and heating space requirements for a variety of environments, such as offices, schools and hotels. Whether on the floor or mounted, the unit compensates for conditions such as high ceilings and windows while delivering consistent cooling and heating performance. When mounted in a window, the unit blocks the air from getting through the gap in the window and maintains the desired indoor temperature.



Silent operation

This silent yet powerful unit, operating at a mere 27 dB, offers an efficient cooling and heating solution that makes spaces more comfortable and carefree than ever before.

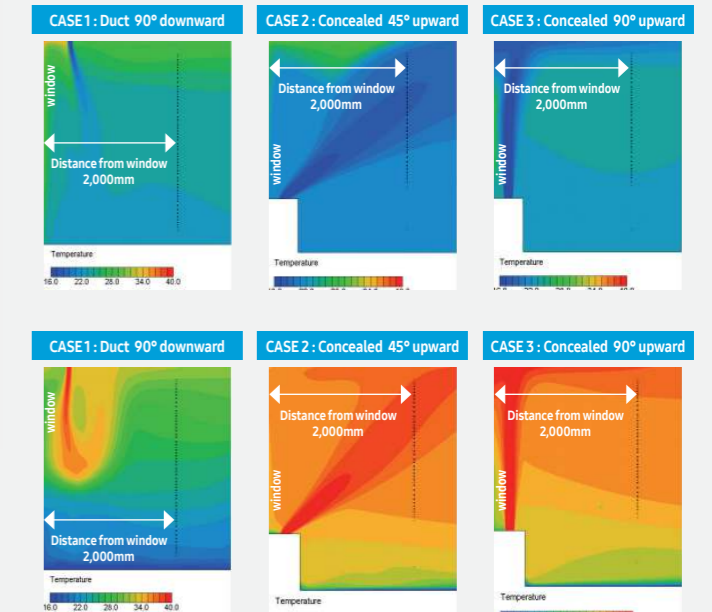
Noise Level Comparison



Block cold draft

More comfortable heating

- This unit can block the cold draft from the window(wall)when you design a building which have lots of windows. So, it will make the people more comfortable in heating



Floor Standing

Strong, long-range cooling, and reliable performance

Super

Ideal for commercial use, the Super air conditioner provides strong and long-range cooling with reliable performance.



Mirage

The superior technologies built in provide the experience of absolute comfort.



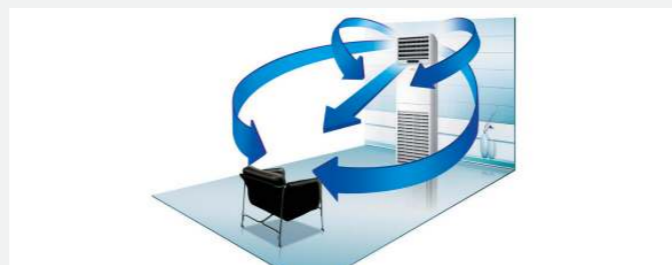
Long range air flow

The optimum combination of powerful fan motor and fan ensure a long-range air flow that reaches up to 18m. So, it cools a large room in an instance.



4 Way auto swing

There's no need for two air conditioners to cool one large area if you use Mirage. 4 Way Auto Swing cools every corner of the room with powerful air flow from 4 directions.



Duct installation for a large space

With duct installation, the air conditioner offers a powerful cooling performance regardless of space characteristics.



Full touch panel control

The touch screen display panel lets you easily control the direction of air flow, adjust temperature, and simply adds modern luxury to your room.



Auto shutter

When your air conditioner is turned on, the flaps open, ready to deliver pure and fresh air. When your air conditioner is turned off, however, the flaps close, impeding dust particles from entering the interior of your air conditioner when not in use.

DVM S Hydro unit

All in one system

Streamline operation with all-in-one cooling and heating

Samsung's All In One System air conditioner is the ultimate heating and cooling solution. It operates in air-to-water mode and air-to-air mode, saving installation time and money with a single unit.

Integrated cooling and heating

All In One's integrated design supports both air and water heating with just a single system. This eliminates the need to install a separate boiler and air conditioner, ultimately saving users space, energy and money.

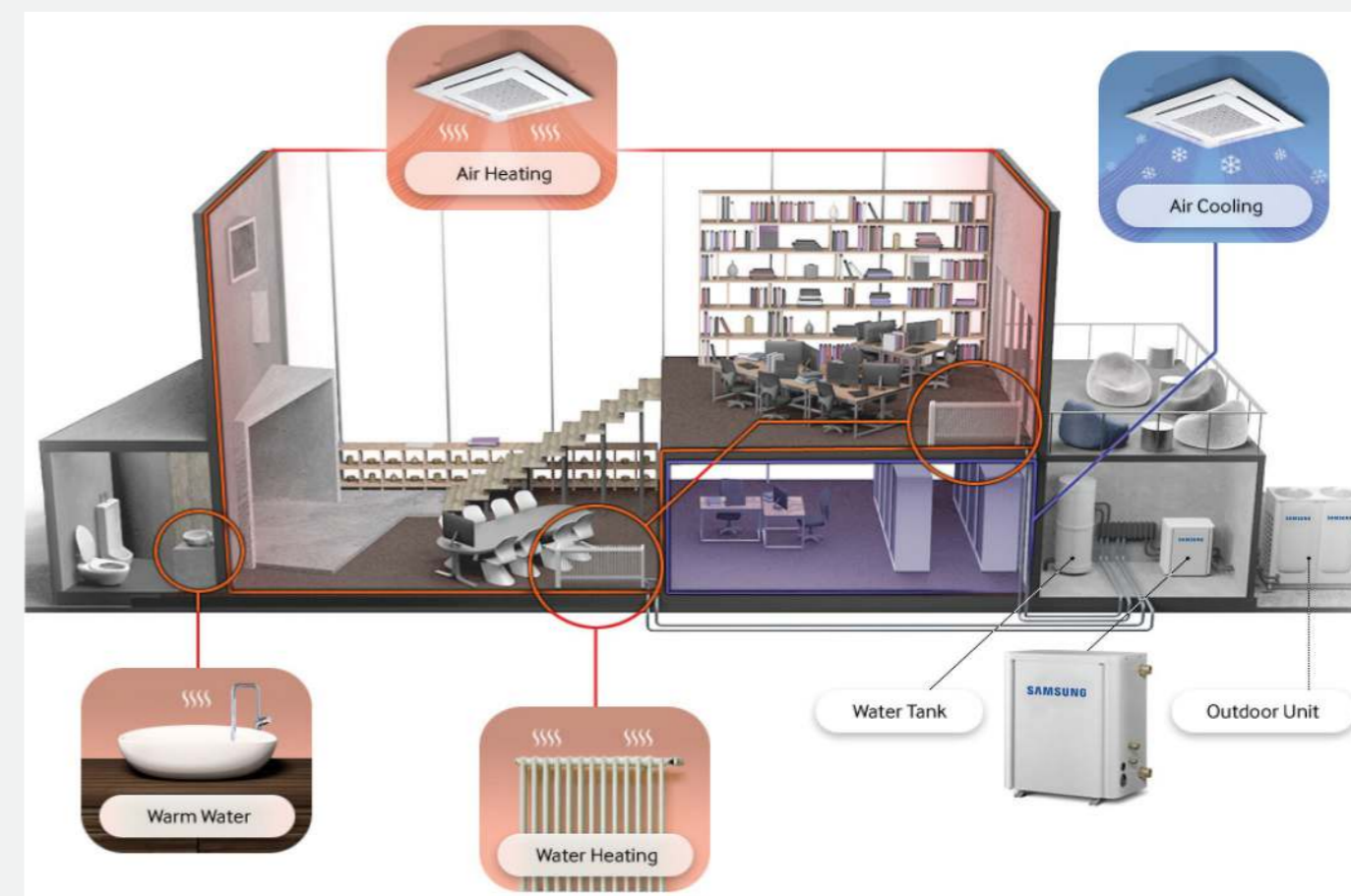
A choice of hot options

The Samsung DVM S Hydro system is available in two different types to suit users' hot water needs. The DVM S Hydro HE provides water at a mid temperature of 50°C, while the DVM S Hydro HT's advanced Cascade Cycle technology generates much hotter water at 80°C.

So, whatever the demands, Samsung offers the perfect solution to satisfy the requirements of various sites.

Simplified control

Equipped with related input and output terminals, the Samsung All In One unit eliminates the need for additional connections with BACnet and LonWorks interface kits.



P Series (Maldives)

Fast, efficient cooling performance

Quickly cool the room while maximizing energy savings

The new Samsung P Series (Maldives) creates a clean, cool environment quicker than ever with advanced cooling and inverter technology, and superior filtration. P Series (Maldives) operates at its maximum speed in Turbo Cooling mode to quickly reach the set temperature. Users can also save on energy consumption and expenses with automatic temperature control.

Full-capacity efficiency

With Smart Inverter technology, P Series (Maldives) consumes minimal power by using the compressor's full capacity to quickly reach the desired temperature setting faster than non-inverter models. Plus, Smart Inverter technology adjusts fluctuations to maintain a constant temperature and keep things quiet.



Smart savings, easy management

Smart Saver mode eliminates the inconvenience of turning off the air conditioner when the room is sufficiently cooled, and then turning it back on when the temperature rises. Smart Saver automatically runs the AC in the least amount of time necessary to keep the room comfortable. As a result, users save up to 31 percent electricity to minimize expenses while keeping themselves cool.

Improved dust filtration

A Full HD filter ensures the room is kept fresh and clean with enhanced dust and allergen filtration. Filter cleaning is also convenient—simply rinse the filter under running water.

Refreshing sleep

Good'sleep mode creates a comfortable bedroom climate that ensures a good night's rest. With automatic temperature and moisture adjustment, all three vital stages of sleep are protected from humidity and heat so users wake up fully rested and refreshed.

ERV / ERV Plus

Enjoy high-efficiency ventilation for a more refreshing atmosphere

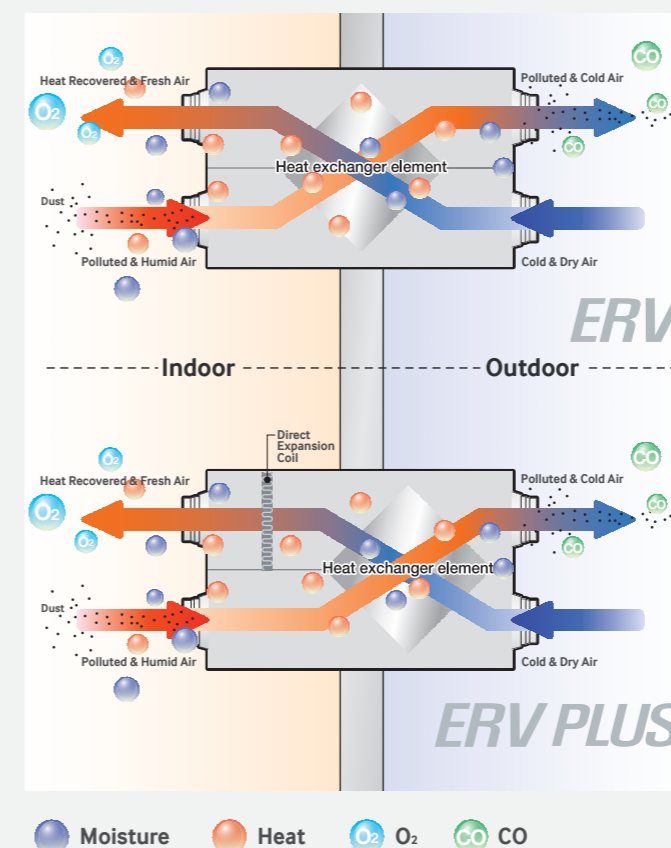
Indoor air quality is gaining more and more attention as increasingly more people become ill from airborne contaminants. Indoor air contamination is often the cause behind building-related syndromes, such as asthma, headaches and dizziness.

The Samsung ERV (Energy Recovery Ventilation) system air conditioner provides fresh, healthy air from outside while minimizing energy loss for maximum efficiency. Its intelligent structure incorporates features specifically designed for flawless ventilation and efficient operation.

The Samsung ERV and ERV Plus air conditioner systems deliver optimal efficiency, quality and performance with features such as:

- **Superior energy savings.** Lower energy consumption and costs with a direct expansion (DX) coil and advanced heat exchange.
- **Enhanced performance.** Enjoy fresher air, quieter operation for more pleasant environment.
- **Optimized design.** Ease installation and drive higher, more efficient airflow with a slim, compact design.

Heat Recovering Method of ERV System



ERV / ERV Plus

Superior energy savings

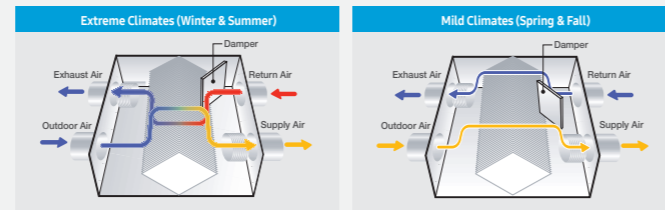
Drive energy savings with unparalleled heat exchange and automated temperature control

Samsung ERV and ERV Plus deliver exceptional cooling and heating all year round by employing the following heat recovery method:

1. A 2-way ventilation design with air inlets and outlets on both sides of the units provides superior ventilation efficiency.
2. The remaining surface of the heat exchange area transfers heat energy while preventing the discharged contaminants from re-entering.
3. The system recovers up to 70 percent of the energy needed to cool or heat the environment. The efficient heat recovery maintains the indoor temperature during the winter, and prevents outdoor heat and moisture from entering indoors during the summer.

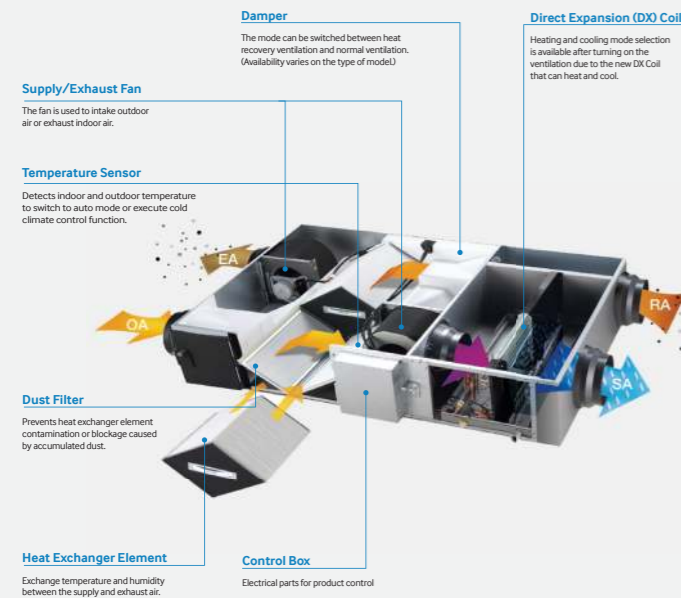
Auto Mode

ERV and ERV Plus automatically change operation mode, depending on the temperature difference between the indoor and outdoor environment, to conserve energy.



Energy Saving Mode

Samsung ERV systems, coupled with an air conditioner, provide world-class energy-saving solutions to intelligently reduce air conditioner operation hours. Decreased air conditioner operation lessens the cooling and heating load while maintaining optimal performance.



ERV / ERV Plus

Enhanced performance

Enhance the indoor environment with ultimate freshness and distraction-free operation

With Samsung ERV and ERV Plus systems, users can enjoy high-performance comfort throughout their environment with crisp air quality and low noise levels.

Fresh air without temperature loss

ERV PLUS is equipped with a direct expansion coil to pre-condition the outdoor air that enters the indoor environment. Outdoor air passes through the DX coil to produce fresh air without any temperature loss.



Smart CO₂ detection

ERV provides fresh in-room airflow by detecting CO₂ with the optional CO₂ Sensor. Users can also attach a humidity stat (procured locally), which detects the moisture of the room and automatically adjusts its humidity level.

Peaceful performance

Samsung ERV units feature Quiet Mode for more discreet operation compared to ordinary ventilators.



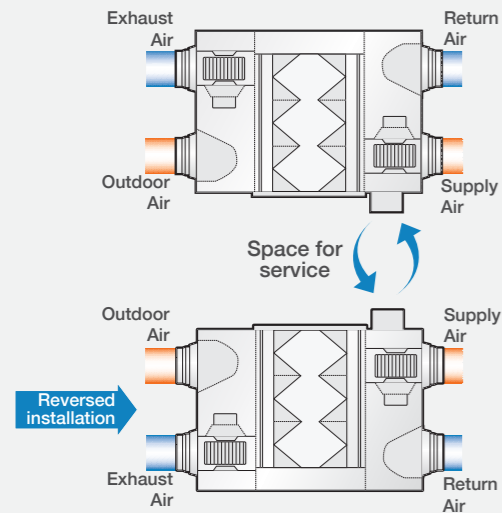
ERV / ERV Plus Optimized design

Simplify installation and expand airflow with an efficiency-boosting design

Samsung ERV and ERV Plus offer a smart, efficient design that enables users to deliver fresher air wherever needed with more installation options.

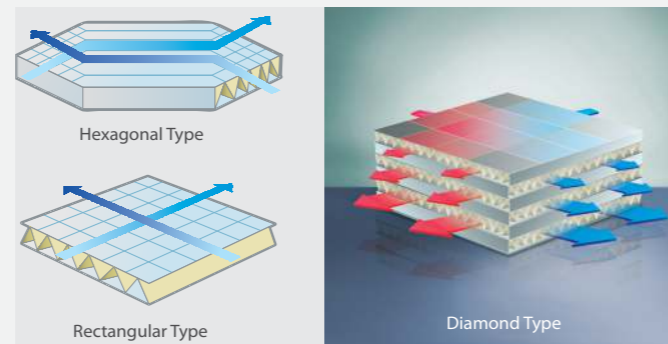
Flexible setup*

The ERV system can be installed vertically or horizontally. This installation flexibility saves time on maintenance when installing more than one unit. Users can reduce the number of service holes by installing ERV with the control box facing a single service hole (applicable to ERV only).



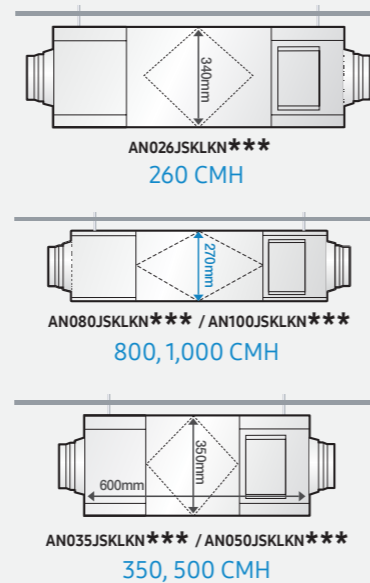
Perfect design for maximum airflow

The new diamond type heat exchanger features an optimized airflow design. This element is compact in size, but offers higher efficiency than conventional rectangular and hexagonal type heat exchangers.



Slim build

Samsung's advanced technology promotes a slim, compact product. By applying a highly efficient heat exchanger element, Samsung has been able to reduce the ERV system's height to 270 mm. Compared to traditional units with rectangular-type heat exchangers, Samsung ERV units use space more efficiently with their slim, diamond-shaped design.



Legal and additional information

About Samsung Electronics Co., Ltd.

Samsung Electronics Co., Ltd. inspires the world and shapes the future with transformative ideas and technologies, redefining the worlds of TVs, smartphones, wearable devices, tablets, cameras, digital appliances, printers, medical equipment, network systems and semiconductors. We are also leading in the Internet of Things space through, among others, our Digital Health and Smart Home initiatives. We employ 307,000 people across 84 countries. To discover more, please visit our official website at www.samsung.com and our official blog at global.samsungtomorrow.com

For more information

For more information about Samsung, visit www.samsung.com/business.

Copyright © 2015 Samsung Electronics Co., Ltd. All rights reserved. Samsung is a registered trademark of Samsung Electronics Co., Ltd. Specifications and designs are subject to change without notice. Nonmetric weights and measurements are approximate. All data were deemed correct at time of creation. Samsung is not liable for errors or omissions. All brand, product, service names and logos are trademarks and/or registered trademarks of their respective owners and are hereby recognized and acknowledged.

Samsung Electronics Co., Ltd.
129 Samsung-ro,
Yeongtong-gu,
Suwon-si, Gyeonggi-do 443-742,
Korea

www.samsung.com

2019-03